

electricity
north west

Bringing energy to your door




Flexible Service products and response times

July 2021

Stay connected...



www.enwl.co.uk



Using our demand and generation forecasts we will identify times in which demand is likely to exceed capacity



This means the requirement for electricity in a certain area is greater than the amount that the local network is capable of providing

Each Invitation to Tender (ITT) that we publish on our website details the type of response (product) that is required within its specified location. Our four types of responses are: SUSTAIN, SECURE, DYNAMIC and RESTORE.



Sustain (Scheduled)

Provides a scheduled response to prevent network constraints

DERs flex their supply up or down in accordance with a schedule to help manage network constraints by providing additional capacity and capability



Dynamic (Post-fault)

Keeps the power flowing during an unplanned network event

DERs are available and provide an immediate response following a fault or unplanned network event



Secure (Pre-fault)

Provide a scheduled response to manage network loading

DERs are available at peak times to help manage the load on the networks and prevent it from exceeding its capabilities







Restore (Post-fault)

Gets the lights back on following an unplanned network event

DERs are available and provide an immediate response to help us restore supplies for customers more quickly following an unplanned network event



Service parameters	 SUSTAIN	 SECURE	 DYNAMIC	 RESTORE
Minimum declarable capacity	50kW	50kW	50kW	50kW
Minimum utilisation	30 mins	30 mins	30 mins	30 mins
Utilisation notification period	Scheduled in advance	1 week in advance	Real time	Real time
Maximum ramping period	N/A	<15 mins	<2 mins	<2 mins
Availability agreement period	N/A	Contract stage	Contract stage	Contract stage
When required?	Scheduled forecast overload	Pre-fault / peak shaving	Network abnormality / planned outage	Network abnormality
Risk to network	Low	Medium	High	High
Utilisation certainty	High	High	Low	Low
Frequency of use	High	Medium	Low	Low