

Electricity Specification 356

Issue 12 January 2024

Notices and Name Plates



Amendment Summary

ISSUE NO. DATE	DESCRIPTION
Issue 10 May 2021	Document Format updated into the new template and missing GA's added for LV boards and HV switchgear No's 80 to 85. Prepared by: Matthew Kayes Approved by: Policy Approval Panel and signed on its behalf by Steve Cox, Engineering and Technical Director
Issue 11 February 2023	New signs added for compressed gas warning sign following an audit and asbestos tapes added as were in stores but not in this policy. Prepared by: Matthew Kayes Approved by: Policy Approval Panel and signed on its behalf by Steve Cox, DSO Director
Issue 12 January 2024	Updated to new format for ES Documents Dwg ES356/98 added for Asbestos Warning Label 52mm x 26mm Dwg ES356/90 added for M4 Plastic Marker post for Underground Cables Dwg ES356/91 added for Telephone Number Notice for M4 marker post Dwg ES356/92 added for Shallow Underground Cables notice for M4 marker post Dwg ES356/93 added for Underground Cables notice for M4 marker post Dwg ES356/94 added for Cables Crossing notice for M4 marker post Prepared by: Philip Howell Approved by: Policy Approval Panel and signed on its behalf by Paul Turner, PAP Chairperson

Contents

1 Introduction	8
2 Scope	8
3 Definitions	8
4 Compliance with Standards	8
5 General Requirements for Approvals and Testing	9
5.1 Product not to be Changed	9
5.2 Electricity North West Limited Technical Approval	9
5.3 Quality Assurance	9
5.4 Formulation	9
5.5 Identification Markings	9
5.6 Minimum Life Expectancy	9
5.7 Product Conformity	9
5.8 Confirmation of Conformance	9
6 Requirements for Type and Routine Testing	9
6.1 Requirement for Type Tests at Suppliers Premises	9
6.2 Requirement for Routine Tests at the Supplier's Premises	9
7 Technical Requirements	10
7.1 General	10
7.2 Types of Construction	10
7.3 Fixings	12
7.4 Miscellaneous Notices	12
7.5 Packaging	12
8 Schedule of Notices and Nameplates	12
9 Documents Referenced	19
10 Keywords	20
Appendix A – Drawings	22
SUBSTATION NAMEPLATE	22
UNIVERSAL PROPERTY PLATE	23
COMA PROPERTY PLATE	24
MONITORING CABINET NAMEPLATE	25
SUBSTATION PUBLIC WARNING NOTICE: HAZARD - KEEP OUT	26
OPERATIONAL NOTICE (STRUCTURE): DANGER	27

OPERATIONAL NOTICE (STRUCTURE): CAUTION	28
OPERATIONAL NOTICE: DANGER	29
OPERATIONAL NOTICE (MAGNETIC): DANGER	30
OPERATIONAL NOTICE: CAUTION	31
OPERATIONAL NOTICE (POLE-WRAP): DANGER	32
OPERATIONAL NOTICE (POLE-WRAP): CAUTION	33
OPERATIONAL NOTICE: ROOF ACCESS	34
OPERATIONAL NOTICE: FAULT INTERFERENCE	35
OPERATIONAL NOTICE: LADDER INSPECTION	36
OPERATIONAL NOTICE: MAG BOLT INTERLOCK (MANUAL ISOLATOR)	37
OPERATIONAL NOTICE: MAG BOLT INTERLOCK (MOTORISED ISOLATOR)	38
OPERATIONAL NOTICE: TEST FOR GAS	39
OPERATIONAL NOTICE: EMERGENCY EXIT (TO RESTRICTED AREAS)	40
PLANT LABEL:HAZARD - KEEP OFF	41
MISCELLANEOUS PLANT LABELS: SWITCHGEAR	42
MISCELLANEOUS PLANT LABELS: SWITCHGEAR	43
PLANT LABEL: STORED ENERGY (SHEET 1 OF 2)	44
PLANT LABEL: STORED ENERGY (SHEET 2 OF 2)	45
PLANT LABEL: TAP CHANGE OPERATION (SHEET 1 OF 2)	46
PLANT LABEL: TAP CHANGE OPERATION (SHEET 2 OF 2)	47
IDENTIFICATION NOTICE IN SUBSTATION: SUBSTATION NAME	48
IDENTIFICATION NOTICE IN SUBSTATION: SECTION	49
IDENTIFICATION NOTICE IN SUBSTATION: DOOR-MOUNTED (1-LINE LEGEND)	50
IDENTIFICATION NOTICE IN SUBSTATION: DOOR-MOUNTED (2-LINE LEGEND)	51
IDENTIFICATION NOTICE IN SUBSTATION: CO ₂ (SHEET 1 OF 2)	52
IDENTIFICATION NOTICE IN SUBSTATION: CO ₂ (SHEET 2 OF 2)	53
CONTROL-PANEL MOUNTED NOTICE IN SUBSTATION: 33 kV CONTROL	54
CONTROL-PANEL MOUNTED NOTICE IN SUBSTATION: SECTION IDENTIFIER	55
CONTROL-PANEL MOUNTED NOTICE IN SUBSTATION: MAIN CIRCUIT LABEL	56
CONTROL-PANEL MOUNTED NOTICE IN SUBSTATION: BUSBAR PROTECTION	57
CONTROL-PANEL MOUNTED NOTICE IN SUBSTATION: AUXILIARY SUPPLIES	58
CONTROL-PANEL MOUNTED NOTICE IN SUBSTATION: CONTROL	59
CONTROL-PANEL MOUNTED NOTICE IN SUBSTATION: TRANSFORMER PANEL	60
CONTROL-PANEL MOUNTED NOTICE IN SUBSTATION: TAP CHANGE	61

CONTROL-PANEL MOUNTED NOTICE IN SUBSTATION: 11kV CONTROL	62
CABLE NOTICE: CABLE MARKER	63
CABLE NOTICE: CABLE CROSSING	64
CABLE BRIDGE NAMEPLATE	65
CABLE FLUID CONTROL CABINET NAMEPLATE	66
MISCELLANEOUS NOTICE: CIVIC AMENITY	67
PCB NOTICE FOR SUBSTATIONS	68
PLANT LABEL: PCB (50 ppm to 500 ppm)	69
PLANT LABEL: PCB (10 ppm to 50 ppm)	70
PLANT IDENTIFICATION LABEL	71
SF ₆ NOTICE FOR SUBSTATIONS	73
SF ₆ NOTICE FOR EQUIPMENT	74
LABEL FOR SWITCHGEAR WITH OPERATIONAL LIMITATIONS	75
CABLE CROSSING - WARNING TO SHIPPING	76
CABLE CROSSING - WARNING TO SHIPPING	77
CABLE CROSSING - WARNING TO SHIPPING	78
ASBESTOS SITE WARNING SIGN	79
ASBESTOS SITE INFORMATION SIGN	80
OPERATIONAL NOTICE: Independent Distribution Network Operator Warning	81
UNEARTHED STRUCTURE NOTICE FOR SUBSTATIONS	82
OPERATIONAL NOTICE (PANELS): DANGER - Live Terminals	83
OPERATIONAL NOTICE: ACCESS POINT	84
OPERATIONAL NOTICE: TESTING AREA	85
OPERATIONAL NOTICE: OVERHEAD LIVE EQUIPMENT	86
OPERATIONAL NOTICE: DESIGNATED GAS ZONE ACCESS POINT	87
OPERATIONAL NOTICE: VENTED GAS ZONE ACCESS POINT	88
NO SMOKING NOTICE	89
TRANSFORMER STORAGE NOTICE FOR TRANSFORMERS	90
TRANSFORMER STORAGE NOTICE FOR SUBSTATIONS AND BUILDINGS	91
TRANSFORMER STORAGE NOTICE FOR LV SUPPLIES BOARDS	92
DNA SYSTEM NOTICE FOR SUBSTATIONS	93
LV BOARD LITTON GENERATOR CONNECTORS WARNING LABELS – DO NOT USE.	94
LV BOARD LITTON GENERATOR CONNECTORS CORRECTION LABELS	95
SERVICE TERMINAL EQUIPMENT LABELS: CUT-OUTs	96

SERVICE TERMINAL EQUIPMENT LABELS: SECURITY, EARTH AND NEUTRAL	97
SERVICE TERMINAL EQUIPMENT LABELS: FUSE LINK CARRIER	98
CONFINED SPACE WARNING SIGN	99
FUTURE NETWORKS EQUIPMENT INFORMATION LABEL.	100
LV Non-Standard Phase Rotation Warning Sign	101
LV Standard Phase Rotation Sign	102
LB BOARD PHASE LABEL	103
132kV ISOLATOR IDENTIFICATION SIGN	104
132kV ISOLATOR SIGN MOUNTING BRACKET	105
Line Side Earthing Switch Warning Sign	106
Line Disconnecter Warning Sign	107
OPERATIONAL NOTICE (WRAP): SF ₆ Gas Zone Barrier (BS209)	108
ABB LV LABEL (WITH HOLES)	109
LV LABEL (WITHOUT HOLES)	110
LV GANGED WAYS – SCHNEIDER – 3 WAY GANGED	111
LV GANGED WAYS – ABB – 2 OR 3 WAY GANGED	112
HV LABEL (HOLE CENTRES 5MM IN FROM EDGES)	113
HV REMOTE SWITCHGEAR LABEL	114
Compressed Gas Warning Sign	115
Asbestos Warning Tape – 50mm Wide	116
Asbestos Warning Tape – 37.5mm Wide	117
Asbestos Warning Label 52 x 26mm Wide	118
M4 Plastic Marker Post	119
Telephone Number Notice for M4 Plastic Marker post	120
Shallow Underground Cables Notice for M4 marker post or standalone use	121
Underground Cables Notice for M4 marker post or standalone use	122
Cables Crossing Notice for M4 marker post or standalone use	123
Appendix B – Conformance Declaration	124

All Rights Reserved

The copyright of this document, which contains information of a proprietary nature, is vested in Electricity North West Limited. The contents of this document may not be used for purposes other than that for which it has been supplied and may not be reproduced, either wholly or in part, in any way whatsoever. It may not be used by, or its contents divulged to, any other person whatsoever without the prior written permission of Electricity North West Limited.

1 Introduction

This latest issue of Electricity Specification 356 includes additional notices/nameplates together with minor editorial amendments and conforms to the latest documentation format required by Electricity North West Limited (Electricity North West).

2 Scope

This specification details the materials, construction, dimensions, colouring, lettering, layout and packing of notices and nameplates used by Electricity North West for substation and cable identification and by Electricity North West for operational purposes.

Notices and nameplates for overhead lines are detailed in specification ES400 N1.

3 Definitions

Approval	Sanction by the Electricity North West Plant Policy Manager that specified criteria have been satisfied.
Contract	The agreement between Electricity North West and the Contractor for the execution of the Works including therein all documents to which reference may properly be made in order to ascertain the rights and obligations of the parties under the said agreement.
Contractor	The Tenderer (may be one or more) whose Tender has been approved and accepted by Electricity North West.
Specification	The Specifications and schedules (if any) agreed by the parties for the purpose of the Contract.
Tender	An offer in writing to execute work or supply goods at a fixed price.
Tenderer	The person or person's firm or company, including personal representatives, successors and permitted assigns, invited by Electricity North West to submit a Tender.

4 Compliance with Standards

The signs and labels shall be in accordance with the requirements of British Standards as detailed in Section 9 and the Drawings in this Specification.

Tenderers are requested to provide evidence and references to confirm compliance with this specification with their Tender return.

5 General Requirements for Approvals and Testing

5.1 Product not to be Changed

Compliance with this clause shall be in accordance with ES001.

5.2 Electricity North West Limited Technical Approval

Compliance with this clause shall be in accordance with ES001.

5.3 Quality Assurance

Compliance with this clause shall be in accordance with ES001.

5.4 Formulation

Compliance with this clause shall be in accordance with ES001.

5.5 Identification Markings

Compliance with this clause shall be in accordance with ES001.

5.6 Minimum Life Expectancy

The minimum life expectancy of all products covered by this Specification is 15 years.

5.7 Product Conformity

Compliance with this clause shall be in accordance with ES001.

5.8 Confirmation of Conformance

The Tenderer shall complete the conformance declaration sheets in [Appendix A](#).

Failure to complete these declaration sheets may result in an unacceptable bid.

6 Requirements for Type and Routine Testing

Compliance with this clause shall be in accordance with ES001.

6.1 Requirement for Type Tests at Suppliers Premises

Compliance with this clause shall be in accordance with ES001.

6.2 Requirement for Routine Tests at the Supplier's Premises

Compliance with this clause shall be in accordance with ES001.

7 Technical Requirements

7.1 General

7.1.1 Requirements

Notices and nameplates shall comply with the relevant Electricity North West drawings as listed in Table 1 and any other applicable paragraphs within this section.

The signs shall not fade for at least 15 years.

Every finished notice and nameplate shall bear the year of manufacture and manufacturer's mark on the reverse side.

7.1.2 Samples

The Tenderer shall submit the following samples for evaluation, if requested, after all tenders have been received:

SIGN	DRAWING NO.
Substation Nameplate	ES356/1
Universal Property Plate	ES356/1A
Substation Public Warning Notice: Hazard Keep Out	ES356/2
Operational Notice: Danger (standard size)	ES356/5
Operational Notice (magnetic): Danger	ES356/6
Operational Notice: Caution	ES356/7
Dependent Manual Operate Smartly	ES356/18

7.2 Types of Construction

Full details of constructional requirements for notices and nameplates covered by this specification are given in the following paragraphs. The type of construction required for a particular notice or nameplate is given on the appropriate drawing (see Appendix B).

7.2.1 Type A: Bonded Laminate of Plastic with Aluminium Core

Materials shall be in laminated form comprising a core of aluminium sheet with heat activated and/or pressure sensitive adhesive plastic film, as appropriate, on the obverse and reverse sides.

Aluminium thickness shall be 1.6mm for single surface areas up to 0.3m² and 3mm for single surface areas above 0.3m.

Following the application of the specified colours, lettering and/or symbol content to the plastic film on the obverse side, the whole laminate shall be bonded together using heat and/or pressure to form a homogeneous plate.

Faces and edges shall be sealed with a clear sealer after manufacture.

Printing inks and sealer shall be to the approval of the plastics film manufacturer.

7.2.2 Type B: Bonded Laminate with Plastic Core

A heat and/or pressure bonded laminate of pre-printed plastic film on the obverse and reverse sides as called for, and a 3mm plastic sheet of the same colour as the background of printing.

7.2.3 Type C: Legend Inset with Glass Reinforced Plastic

A 3mm sheet of glass reinforced plastic; self-coloured to form the background with inset lettering of the desired colour.

7.2.4 Type D: Embossed Aluminium

Base material shall be aluminium sheet or strip not less than 2mm thick, to BS 485 with a matt anodic oxidation coating on the obverse side. The coating thickness shall be to BS EN 12373 grade AA10.

The letters and symbols shall be embossed from the reverse side. Letters and a 5mm border shall be raised not less than 1mm and on rectangular/square labels the corners shall be radiused 10mm.

The obverse side shall be etch-primed, primed and painted to the colour specified and sealed with clear sealer after manufacture as detailed in BS EN 12373.

Tests shall be as detailed in BS EN 12373.

7.2.5 Type E: Self-Adhesive Labels

Self-adhesive labels shall be durable, non-fading, permanently attached and shall comply with BS 4781-1 and -2.

7.2.6 Type F: Plastic Coated Printed Card

Conventionally printed white card (the material shall comply with BS 2572) coated with a clear plastic finish.

7.2.7 Type G: Traffolyte

Traffolyte or similar material may be used subject to the approval of samples submitted for the purpose.

7.2.8 Type H: Magnetic Notices

The material shall be magnetic PVC gloss vinyl (0.85mm thick).

7.2.9 Type J: Pole-wrap Type Notices

These shall be constructed from two layers of flexible reinforced PVC with welding-quality, white Velcro fasteners, hook and loop. The PVC shall be the base colour of the notice. The details of the notice shall be printed in PVC ink.

7.2.10 Type K: Screen Printed Plastic Signs

These signs shall be screen printed on to 3mm thick plastic.

7.2.11 Type L: Stove Enamelled Aluminium with Silk-screened Graphics

These signs shall be manufactured as a flat panel from 1.5mm aluminium sheet. Both sides are to be degreased and etch primed.

The sign is to be stove enamelled after cutting and drilling to ensure that there are no exposed metal surfaces. Following the application of the appropriate silk screened graphics, the face of the sign is to be further protected with a clear stoving lacquer.

7.3 Fixings

Fixing holes shall be as detailed on the attached drawings.

Types A and D notices shall be provided with fibre or plastic washers of a size to match the holes and in sufficient number to fit front and rear of each hole.

7.4 Miscellaneous Notices

From time-to-time a need arises for non-standard notices. These shall comply with the technical requirements of this specification, but shall be the subject of individual enquiries as and when required. The inscriptions for standard notices and nameplates (as detailed in the attached drawings) shall be used for guidance.

7.5 Packaging

Finished plates shall be packed to prevent damage. Where faces can be damaged by friction, they shall be protected by slip-sheets.

8 Schedule of Notices and Nameplates

The following Table 1 lists the Notices and Nameplates used by Electricity North West for substation and cable identification and for operational purposes. Notices and nameplates relating to overhead lines are detailed in ES400 N1.

The drawings referenced from [Table 1](#) are included in Appendix B of this specification in drawing number order.

Table 1: Notices and Nameplates

ITEM NO. (1)	DESCRIPTION (2)	COMMODITY CODE NO. (3)	DRAWING NO. (4)
1	Substation Nameplate	195100	ES356/1
1A	Universal Property Plate		ES356/1A
1B	COMA Property Plate		ES356/1B
1C	Monitoring Cabinet Nameplate	195102	ES356/1C
2	Substation Public Warning Notice: Hazard - Keep Out	195103	ES356/2
3	Operational Notice (Structure): Danger	195460	ES356/3
4	Operational Notice (Structure): Caution	195470	ES356/4
5	Operational Notice: Danger (a) Large (nylon cord optional) (b) Standard (nylon cord optional) (c) Small (nylon cord optional)	195480 195490 N/A	ES356/5
6	Operational Notice (Magnetic): Danger	195500	ES356/6
7	Operational Notice: Caution (Nylon cord optional.)	195510	ES356/7
8	Operational Notice (Pole-wrap): Danger	195520	ES356/8
9	Operational Notice (Pole-wrap): Caution	195530	ES356/9
10	Operational Notice: Roof Access	195540	ES356/10
11	Operational Notice: Fault Interference	195550	ES356/11

12	Operational Notice: Ladder Inspection	195560	ES356/12
13	Operational Notice: Mag Bolt Interlock (Manual Isolator)	195570	ES356/13
14	Operational Notice: Mag Bolt Interlock (Motorised Isolator)	195580	ES356/14
15	Operational Notice: Test For Gas	195590	ES356/15
16	Operational Notice: Emergency Exit (To Restricted Areas)	195600	ES356/16
17	Plant Label: Hazard - Keep Off	195146	ES356/17
18	Miscellaneous Plant Labels: Switchgear (2 sheets): (a) "Maintenance Handle ..." (b) "Live Manual Tripping ..." (c) "Dependent Manual ..." (d) "Caution! Do Not Rotate ..." (e) "Maintenance Facility ..." (f) "Dipstick Fitted ..." (g) "Check SF6 gas pressure..." (h) "After operating the busbar ..." (i) "Solenoid Closing ..." (j) "Telecontrol Not Connected" (k) "Up to Close" (l) "Caution.....TDAR"	- - - - - - - - - - -	ES356/18
19	Plant Label: Stored Energy (2 sheets)	195910	ES356/19
20	Plant Label: Tap Change Operation (2 sheets)	195610	ES356/20
21	Identification Notice In Substation: Substation Name	195620	ES356/21
22	Identification Notice In Substation: Section (a) 33kV (b) 11kV (c) 6.6kV	195630 195640 195650	ES356/22

23	Identification Notice In Substation: Door-Mounted (1-Line Legend)	195660	ES356/23
24	Identification Notice In Substation: Door-Mounted (2-Line Legend)	195670	ES356/24
25	Identification Notice In Substation: CO₂ (2 sheets)	195680	ES356/25
26	Control-Panel Mounted Notice In Substation: 33 kV Control	195690	ES356/26
27	Control-Panel Mounted Notice In Substation: Section Identifier (a) 33kV (b) 11kV (c) 6.6kV	195700 195710 195720	ES356/27
28	Control-Panel Mounted Notice In Substation: Main Circuit Label (a) 33kV (b) 11kV (c) 6.6kV	195730 195740 195750	ES356/28
29	Control-Panel Mounted Notice In Substation: Busbar Protection	195760	ES356/29
30	Control-Panel Mounted Notice In Substation: Auxiliary Supplies (a) 33kV (b) 11kV (c) 6.6kV (d) General	195770 195780 195790 195800	ES356/30
31	Control-Panel Mounted Notice In Substation: Control	195810	ES356/31
32	Control-Panel Mounted Notice In Substation: Transformer Panel	195820	ES356/32
33	Control-Panel Mounted Notice In Substation: Tap Change	195830	ES356/33

34	Control-Panel Mounted Notice In Substation: (a) 11kV Control (b) 6.6kV Control	195840 195850	ES356/34
35	Cable Notice: Cable marker	195860	ES356/35
36	Cable Notice: Cable Crossing	195870	ES356/36
37	Cable Bridge Nameplate	195880	ES356/37
39	Cable Fluid Control Cabinet Nameplate	195279	ES356/39
40	Miscellaneous Notice: Civic Amenity	195900	ES356/40
41	PCB Notice for substations	N/A	ES356/41
42	Plant Label: PCB (50 ppm to 500 ppm)	N/A	ES356/42
43	Plant Label: PCB (10 ppm to 50 ppm)	N/A	ES356/43
44	Plant Identification Label	195904	ES356/44
45	Maintenance Completion Date Label	N/A	ES356/45
46	SF6 Notice for Substations	N/A	ES356/46
47	SF6 Notice for Equipment	N/A	ES356/47
48	Label for Switchgear with Operational Limitations	N/A	ES356/48
49	Cable Crossing – Warning to Shipping	N/A	ES356/49
50	Asbestos Site Warning Sign	195911	ES356/50
51	Asbestos Site Information Sign	195192	ES356/51
52	Independent Distribution Network Operator Warning	N/A	ES356/52

53	Unearthed Structure Notice for Substations	N/A	ES356/53
54	Danger Live Terminals Notice	N/A	ES356/54
55	Access Point Notice	N/A	ES356/55
56	Testing Area Notice	N/A	ES356/56
57	Overhead Live Equipment Notice	N/A	ES356/57
58	Designated Gas Zone Access Point Notice	N/A	ES356/58
59	Vented Gas Zone Access Point Notice	N/A	ES356/59
60	No Smoking Notice	N/A	ES356/60
61	Transformer Storage Notice for Transformers	N/A	ES356/61
62	Transformer Storage Notice for Substations and Buildings	N/A	ES356/62
63	Transformer Storage Notice for LV Supplies Boards	N/A	ES356/63
64	DNA System Notice for Substations	N/A	ES356/64
65	LV Board Litton Generator Connectors Warning Labels – Do Not Use	N/A	ES356/65
66	LV Board Litton Generator Connectors Correction Labels	N/A	ES356/66
67	Service Terminal Equipment Labels: Cut-outs (a) Network provider (b) PME terminal available (c) No Earthing Terminal provided	N/A	ES356/67
68	Service Terminal Equipment Labels: Security, Earth and Neutral	N/A	ES356/68

	(a) Meter Security Block (b) Earth Terminal (where provided) (c) Neutral Block (where installed)		
69	Service Terminal Equipment Labels: Fuse Link Carrier (a) 100A (b) 80A (c) 60A (d) 40A	N/A	ES356/69
70	Confined Space Warning Sign	N/A	ES356/70
71	Future Networks Equipment Information Label.	N/A	ES356/71
72	LV Non-Standard Phase Rotation Warning Sign.	N/A	ES356/72
73	LV Standard Phase Rotation Sign.	N/A	ES356/73
74	LV Board Phase Identification Label.	N/A	ES356/74
75	132kV Isolator Identification Sign.	N/A	ES356/75
76	132kV Isolator Sign Mounting Bracket.	N/A	ES356/76
77	Line Side Earthing Switch Warning Sign.	N/A	ES356/77
78	Line Disconnecter Warning Sign.	N/A	ES356/78
79	Operational Notice (Wrap) SF₆ Gas Zone Barrier (BS209)	N/A	ES356/79
80	ABB LV Label (with holes)	195946	ES356/80
81	Schneider LV Label (without holes)	195547	ES356/81
82	LV Ganged Ways – Schneider – 3 Way Ganged	195950	ES356/82

83	LV Ganged Ways ABB – 2 or 3 Way Ganged	195948	ES356/83
84	HV Label (hole centres 5mm in from edges)	195951	ES356/84
85	HV Remote Switchgear Label (note that one small and one large label are normally required)	195954	ES356/85
86	Compressed Gas Warning Sign		ES356/86
87	Asbestos Warning Tape – 50mm Wide	229932	ES356/87
88	Asbestos Warning Tape – 37.5mm Wide	229931	ES356/88
89	Asbestos Warning Label 52 x 26mm Self-Adhesive	995349	ES356/89
90	Underground Cable Marker Post – Type M4 Plastic	810336	ES356/90
91	Emergency Telephone Number Band for M4 marker post	128763	ES356/91
92	Underground Shallow Cables Warning Sign for M4 post	TBA	ES356/92
93	Underground Cables Sign for M4 post	TBA	ES356/93
94	Cable Crossing Notice for M4 Marker Post	TBA	ES356/94

Jan 24

9 Documents Referenced

The following documents are either referred to or are relevant to this specification.

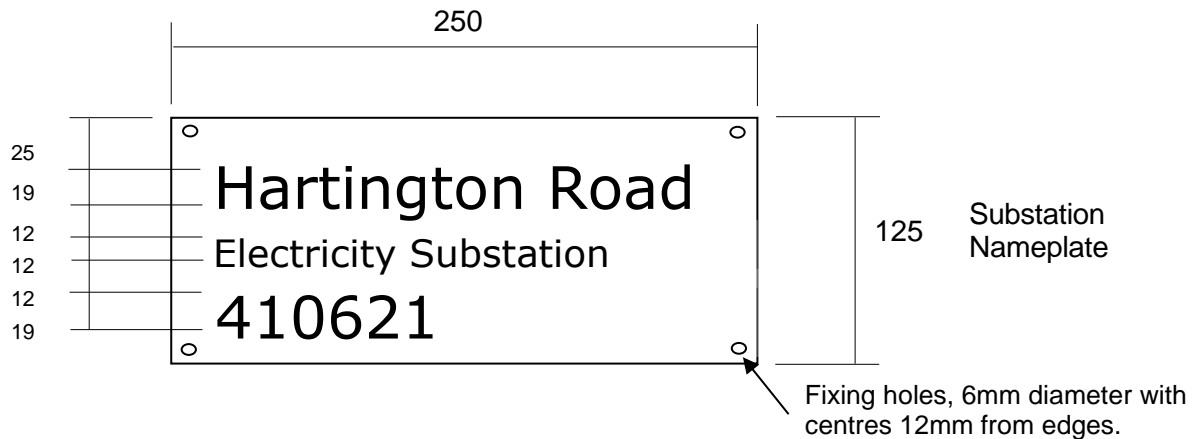
DOCUMENTS REFERENCED	
Electricity Safety, Quality and Continuity Regulations, 2002	
Health and Safety (Safety Signs and Signals) Regulations, 1996	
Control of Substances Hazardous to Health Regulations 2002	

Manual Handling Operations Regulations 1992	
BS ISO 3864-1	Graphical symbols. Safety colours and safety signs. Design principles for safety signs and safety markings
BS EN ISO 9000	Quality Management Systems
BS EN 12373	Aluminium and aluminium alloys. Anodizing
BS EN ISO 14001	Environmental Management Systems
BS 381C	Colours for identification, coding and specific purposes
BS 485	Aluminium and aluminium alloys. Sheet, strip and plate
BS 2572	Phenolic laminated sheet and epoxy cotton fabric laminated sheet
BS 2782	Methods of testing plastics
BS 3757	Rigid PVC sheet
BS 3900	Methods of test for paint
BS 4781	Pressure-sensitive adhesive plastic labels for permanent use
ES400N1	Specification for Notices and Nameplates, Associated Fixings and Marker Posts – Overhead Lines

10 Keywords

ES; label; nameplate; notice; sign.

Appendix A – Drawings



This nameplate will normally be used together with the universal property plate, as described by Drawing No. 356/1A for ENW substations or Drawing No. 356/1B for Coma substations.

When substation names occupy more than one line then the sign can be increased in height.

For two line names the total height is 155mm and for three line names the height is 185mm. The font height and spacing shall be replicated.

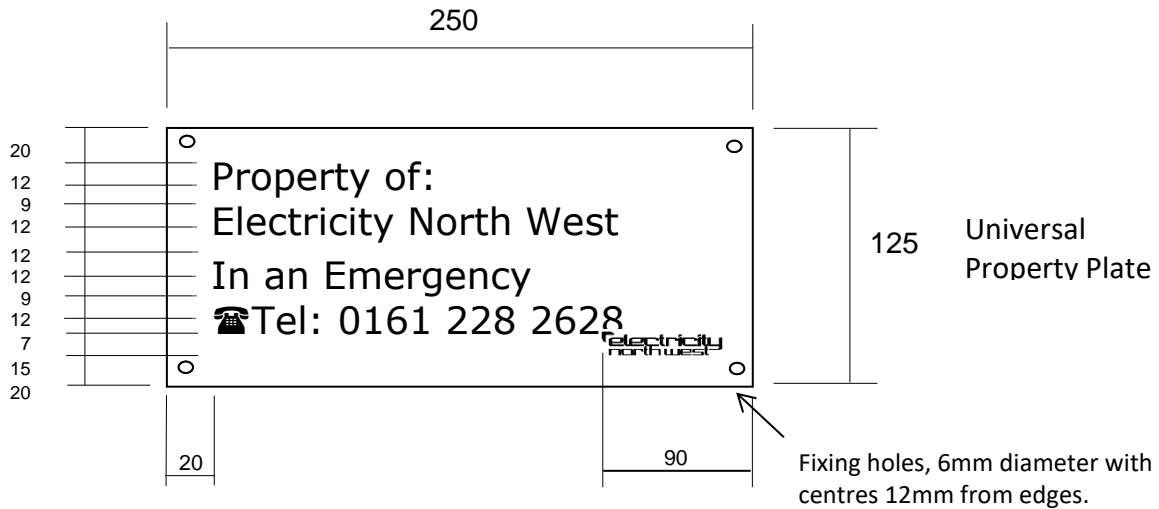
ALL DIMENSIONS IN MILLIMETRES

METHOD OF MANUFACTURE:

TO BE MANUFACTURED AS A FLAT PANEL FROM 1.5mm ALUMINIUM (ELECTRICITY NORTH WEST ES 356, TYPE L).
FRONT FACE: WHITE BACKGROUND, STOVE ENAMELLED. GRAPHICS (TYPE AND LOGO) TO BE SILK-SCREENED IN BLACK STOVING INK TO ACHIEVE MAXIMUM LIGHTFASTNESS.
REVERSE: GREY, STOVE ENAMELLED.

GRAPHIC ELEMENTS:

ALL GRAPHIC ELEMENTS MUST CONFORM TO FONTS, SIZES AND POSITIONING AS INDICATED.
 TYPEFACE: SANS SERIF EF SEMI-BOLD CAPITALS AND NUMERALS, UPPER AND LOWER CASE, JUSTIFIED LEFT TO 20mm.
 COLOUR: BLACK ONLY.
 DIGITAL ARTWORK TEMPLATE TO BE PROVIDED IN ADOBE ILLUSTRATOR 8.0.1 OR LATER, FROM WHICH SUPPLIER IS TO CREATE ARTWORK. ARTWORK MUST NOT BE CREATED IN ANY OTHER WAY.



ALL DIMENSIONS IN MILLIMETRES

METHOD OF MANUFACTURE:

TO BE MANUFACTURED AS A FLAT PANEL FROM 1.5mm ALUMINIUM (ELECTRICITY NORTH WEST ES 356, TYPE L).
FRONT FACE: WHITE BACKGROUND, STOVE ENAMELLED. GRAPHICS (TYPE AND LOGO) TO BE SILK-SCREENED IN BLACK STOVING INK TO ACHIEVE MAXIMUM LIGHTFASTNESS.
REVERSE: GREY, STOVE ENAMELLED.

GRAPHIC ELEMENTS:

ALL GRAPHIC ELEMENTS MUST CONFORM TO FONTS, SIZES AND POSITIONING AS INDICATED.
 TYPEFACE: SANS SERIF EF SEMI-BOLD CAPITALS AND NUMERALS, UPPER AND LOWER CASE, JUSTIFIED LEFT TO 20mm.
 COLOUR: BLACK ONLY.
 DIGITAL ARTWORK TEMPLATE TO BE PROVIDED IN ADOBE ILLUSTRATOR 8.0.1 OR LATER, FROM WHICH SUPPLIER IS TO CREATE ARTWORK. ARTWORK MUST NOT BE CREATED IN ANY OTHER WAY.
 LOGO TO BE "70mm" version.

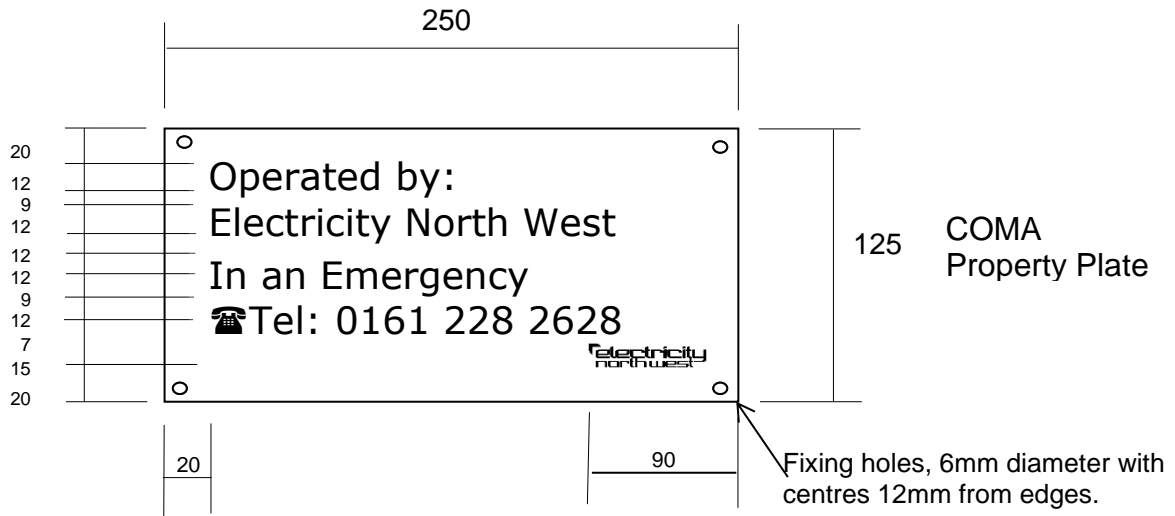


Scale
nts

**UNIVERSAL PROPERTY
PLATE**

Issue No. 2
Date 15/07/2010

Drawing Number
ES356/1A



ALL DIMENSIONS IN MILLIMETRES

METHOD OF MANUFACTURE:

TO BE MANUFACTURED AS A FLAT PANEL FROM 1.5mm ALUMINIUM (ELECTRICITY NORTH WEST ES 356, TYPE L).
FRONT FACE: WHITE BACKGROUND, STOVE ENAMELLED. GRAPHICS (TYPE AND LOGO) TO BE SILK-SCREENED IN BLACK STOVING INK TO ACHIEVE MAXIMUM LIGHTFASTNESS.
REVERSE: GREY, STOVE ENAMELLED.

GRAPHIC ELEMENTS:

ALL GRAPHIC ELEMENTS MUST CONFORM TO FONTS, SIZES AND POSITIONING AS INDICATED.
 TYPEFACE: SANS SERIF EF SEMI-BOLD CAPITALS AND NUMERALS, UPPER AND LOWER CASE, JUSTIFIED LEFT TO 20mm.
 COLOUR: BLACK ONLY.
 DIGITAL ARTWORK TEMPLATE TO BE PROVIDED IN ADOBE ILLUSTRATOR 8.0.1 OR LATER, FROM WHICH SUPPLIER IS TO CREATE ARTWORK.
 ARTWORK MUST NOT BE CREATED IN ANY OTHER WAY.
 LOGO TO BE "70mm" version.

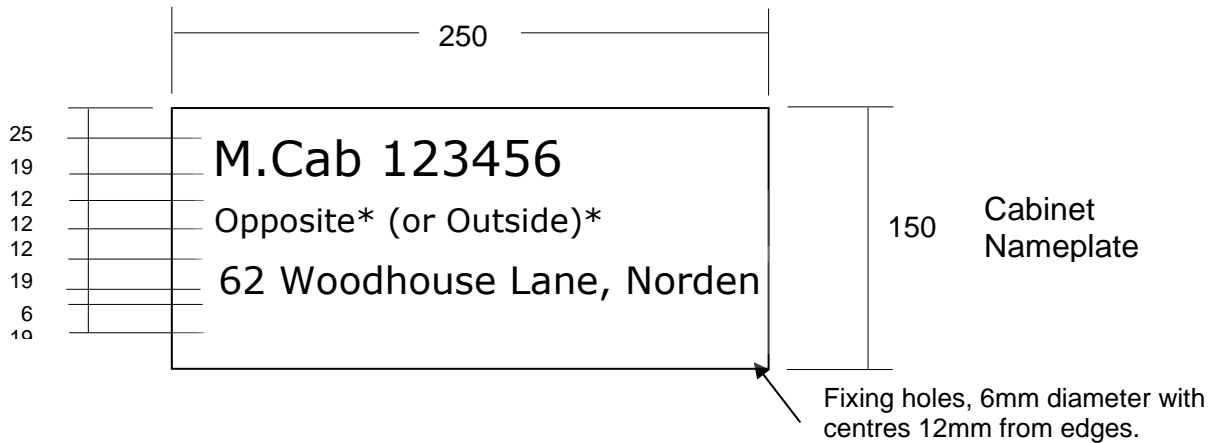


Scale
nts

COMA PROPERTY PLATE

Issue No. 1
Date 13/04/2011

Drawing Number
ES356/1B



This nameplate will normally be used together with the universal property plate, as described by Drawing No. 356/1A for ENW substations or Drawing No. 356/1B for Coma substations.

* - Choose to best fit selected location.

When Cabinet names occupy more than one line then the sign can be increased in height.

For two line names the total height is 180mm and for three line names the height is 210mm. The font height and spacing shall be replicated.

ALL DIMENSIONS IN MILLIMETRES

METHOD OF MANUFACTURE:


TO BE MANUFACTURED AS A FLAT PANEL FROM 1.5mm ALUMINIUM (ELECTRICITY NORTH WEST ES 356, TYPE L).
FRONT FACE: WHITE BACKGROUND, STOVE ENAMELLED. GRAPHICS (TYPE AND LOGO) TO BE SILK-SCREENED IN BLACK STOVING INK TO ACHIEVE MAXIMUM LIGHTFASTNESS.
REVERSE: GREY, STOVE ENAMELLED.

GRAPHIC ELEMENTS:

ALL GRAPHIC ELEMENTS MUST CONFORM TO FONTS, SIZES AND POSITIONING AS INDICATED.
 TYPEFACE: SANS SERIF EF SEMI-BOLD CAPITALS AND NUMERALS, UPPER AND LOWER CASE, JUSTIFIED LEFT TO 20mm.
 COLOUR: BLACK ONLY.
 DIGITAL ARTWORK TEMPLATE TO BE PROVIDED IN ADOBE ILLUSTRATOR 8.0.1 OR LATER, FROM WHICH SUPPLIER IS TO CREATE ARTWORK. ARTWORK MUST NOT BE CREATED IN ANY OTHER WAY.

Scale
nts

**MONITORING CABINET
NAMEPLATE:**



ALL DIMENSIONS IN MILLIMETRES

DIMENSIONS: FOUR SCREW HOLES = 6mm DIAMETER.

MATERIALS: BONDED LAMINATE OF PLASTIC WITH ALUMINIUM CORE (ELECTRICITY NORTH WEST ES 356, TYPE A) OR BONDED LAMINATE OF PLASTIC WITH PLASTIC CORE (ELECTRICITY NORTH WEST ES 356, TYPE B) OR SCREEN PRINTED 3mm PLASTIC (ELECTRICITY NORTH WEST ES356, TYPE K) OR LEGEND INSET WITH GLASS REINFORCED PLASTIC (ELECTRICITY NORTH WEST ES 356, TYPE C).

DETAILS:

- 1 TEXT & SYMBOL ON FRONT ONLY.
- 2 BACKGROUND: YELLOW (BS 381C, No 355G).
- 3 SYMBOL: BLACK.
- 4 TEXT: BLACK.
- 5 THIS NOTICE SHALL COMPLY WITH THE REQUIREMENTS OF THE ELECTRICITY SAFETY, QUALITY AND CONTINUITY REGULATIONS.

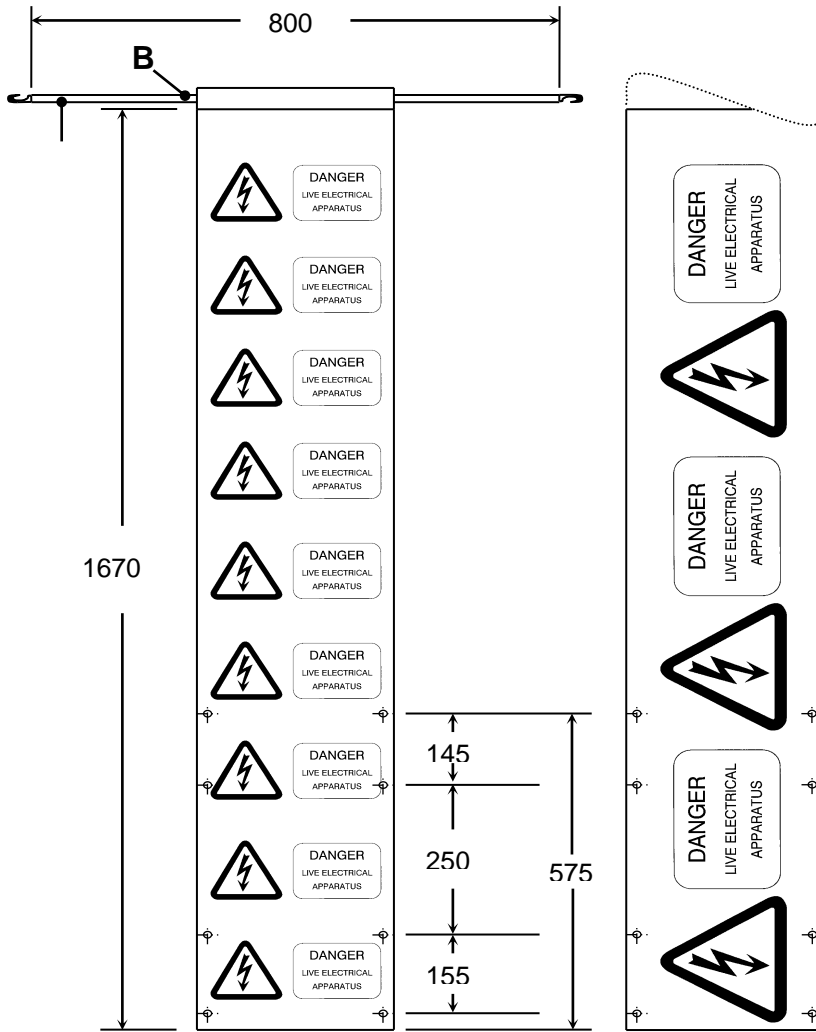
**SUBSTATION PUBLIC
WARNING NOTICE:
HAZARD - KEEP OUT**



Scale
nts

Issue No. 1
Date 17/12/02

Drawing Number
ES356/2



"FRONT"

"BACK"

ALL DIMENSIONS IN MILLIMETRES

DIMENSIONS: DIAMETER OF EYELETS = 20mm.

MATERIALS: TWO LAYERS OF FLEXIBLE REINFORCED PVC. PRINTING IN PVC INK.

- DETAILS:**
- 1 DANGER NOTICE DESIGN IN ACCORDANCE WITH ELECTRICITY NORTH WEST DRAWING ES356/5.
 - 2 BACKGROUND: WHITE.
 - 3 A: "BUNGY" TYPE ELASTIC LUGGAGE TIE.
 - 4 B: 30mm LOOP IN END OF MATERIAL.

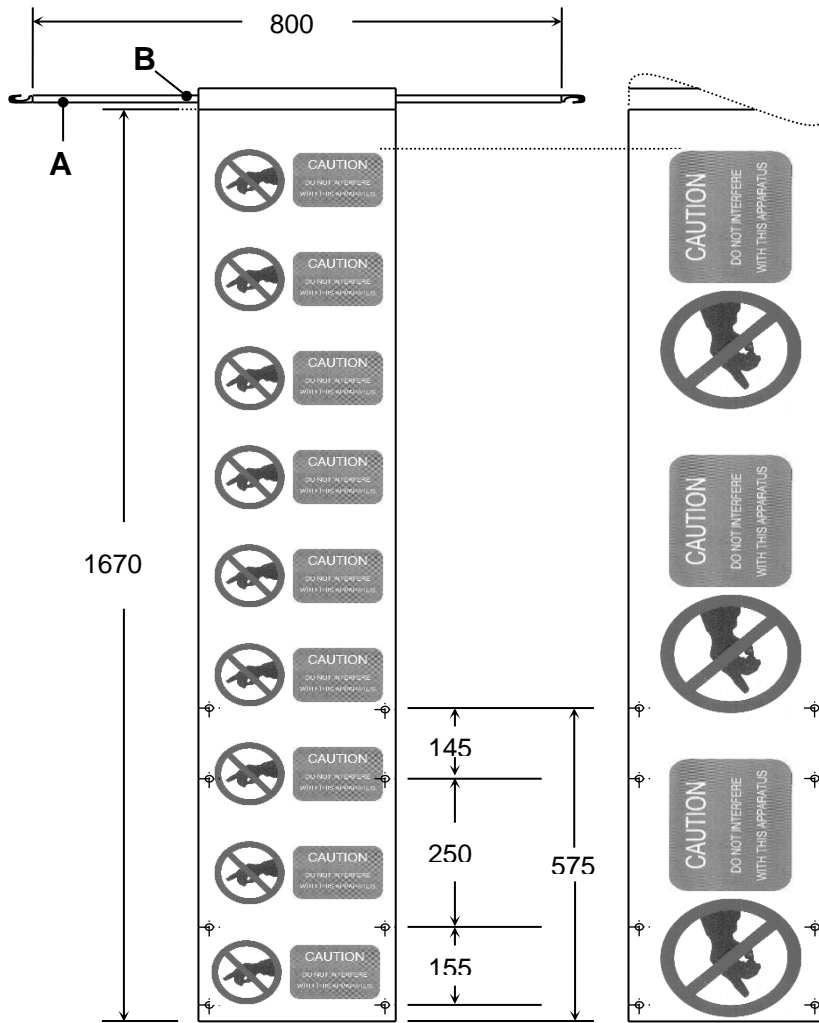
**OPERATIONAL NOTICE
(STRUCTURE):
DANGER**



Scale
nts

Issue no. 1
Date 17/12/02

Drawing Number
ES356/3



"BACK"

ALL DIMENSIONS IN MILLIMETRES

DIMENSIONS: DIAMETER OF EYELETS = 20mm.

MATERIALS: TWO LAYERS OF FLEXIBLE REINFORCED PVC. PRINTING IN PVC INK.

- DETAILS:**
- 1 CAUTION NOTICE DESIGN IN ACCORDANCE WITH ELECTRICITY NORTH WEST DRAWING ES356/7.
 - 2 BACKGROUND: WHITE.
 - 3 A: "BUNGY" TYPE ELASTIC LUGGAGE TIE.
 - 4 B: 30mm LOOP IN END OF MATERIAL.


**OPERATIONAL NOTICE
(STRUCTURE):
CAUTION**



Scale
nts

Issue No. 1
Date 17/12/02

Drawing Number
ES356/4



ALL DIMENSIONS IN MILLIMETRES

NOTE: Danger notices can be produced in THREE sizes. Refer to dimensions.
LETTERING AND LINE SPACING TO BE PROPORTIONED FROM DRAWING.

DIMENSIONS: Two screw holes = 4mm diameter.

Dim	Large	Standard	Small
A	330	200	100
B	30	30	8
C	165	100	50

MATERIALS: BONDED LAMINATE WITH PLASTIC CORE (ELECTRICITY NORTH WEST ES 356, TYPE B) OR SCREEN PRINTED 3mm PLASTIC (ELECTRICITY NORTH WEST ES 356, TYPE K).

PREPARATION:

- 1 BOTH SIDES TO BE IDENTICAL
- 2 AREA (1): WHITE BACKGROUND.
- 3 ELECTRICITY NORTH WEST LOGO: BLACK
- 4 AREA (2): YELLOW BACKGROUND (BS 381C, No 355G); BORDER & "FLASH" BLACK.
- 5 AREA (3): YELLOW BACKGROUND (BS 381C, No 355G); BORDER & TEXT BLACK.
- 6 THIS NOTICE SHALL COMPLY WITH THE REQUIREMENTS OF: BS ISO 3864-1 AND THE H&S (SAFETY SIGNS AND SIGNALS) REGULATIONS.
- 7 WHEN SPECIFIED, THIS NOTICE SHALL BE SUPPLIED WITH A LENGTH OF 4mm NYLON CORD (THREADED THROUGH AND ATTACHED AT HOLES).




Scale
nts

**OPERATIONAL NOTICE:
DANGER**

Issue No. 2
Date 01/10/07

Drawing Number
ES356/



ALL DIMENSIONS IN MILLIMETRES

DIMENSIONS: LETTERING AND LINE SPACING TO BE PROPORTIONED FROM DRAWING.

MATERIALS: 0.85mm-THICK MAGNETIC PVC GLOSS VINYL (ELECTRICITY NORTH WEST ES356, TYPE H).

PREPARATION:

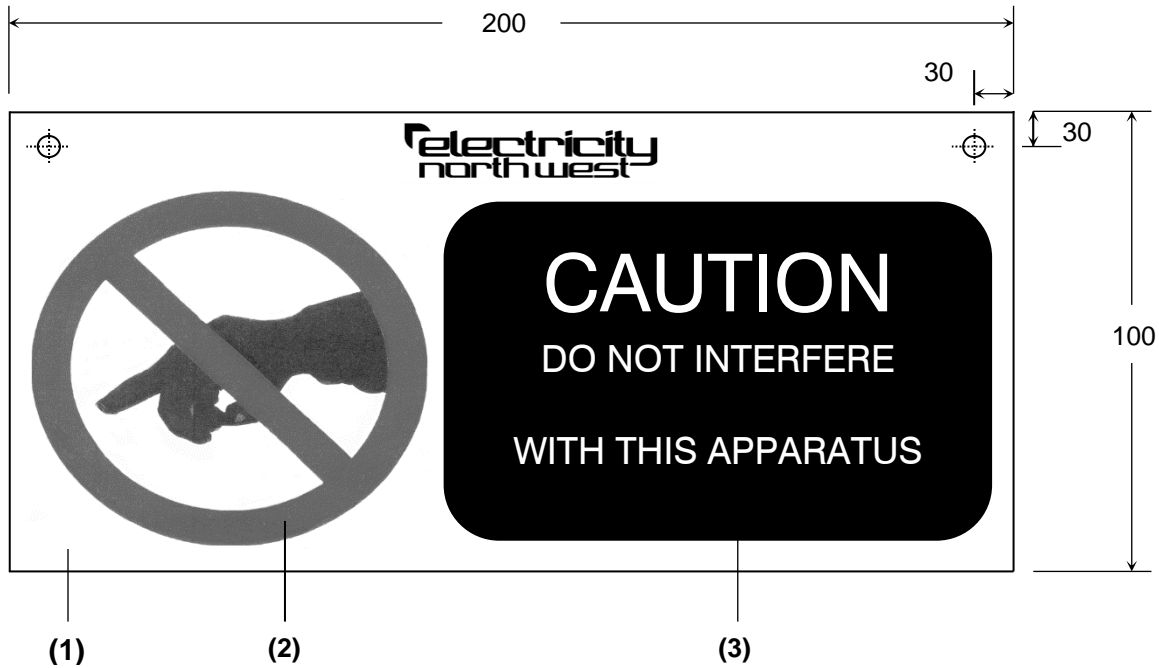
- 1 AREA (1): WHITE BACKGROUND.
- 2 ELECTRICITY NORTH WEST LOGO: BLACK
- 3 AREA (2): YELLOW BACKGROUND (BS 381C, No 355G);
BORDER & "FLASH" BLACK.
- 4 AREA (3): YELLOW BACKGROUND (BS 381C, No 355G);
BORDER & TEXT BLACK.
- 5 THIS NOTICE SHALL COMPLY WITH THE REQUIREMENTS OF: BS ISO 3864-1
AND THE H&S (SAFETY SIGNS AND SIGNALS) REGULATIONS.

Scale
nts

**OPERATIONAL NOTICE
(MAGNETIC): DANGER**

Issue No. 1
Date 17/12/02

**Drawing Number
ES356/6**



ALL DIMENSIONS IN MILLIMETRES

DIMENSIONS: Two screw holes = 4mm diameter.

LETTERING AND LINE SPACING TO BE PROPORTIONED FROM DRAWING.

MATERIALS: BONDED LAMINATE WITH PLASTIC CORE (ELECTRICITY NORTH WEST ES 356, TYPE B) OR SCREEN PRINTED 3mm PLASTIC (ELECTRICITY NORTH WEST ES 356, TYPE K).

PREPARATION:

- 1 BOTH SIDES TO BE IDENTICAL.
- 2 AREA (1): WHITE BACKGROUND.
- 3 ELECTRICITY NORTH WEST LOGO: BLACK
- 4 AREA (2): "HAND" BLACK; "DO NOT" SYMBOL RED(BS 381C, No 537G).
- 5 AREA (3): TEXT WHITE; BACKGROUND RED (BS 381C, No 537G); NO BORDER.
- 6 THIS NOTICE SHALL COMPLY WITH THE REQUIREMENTS OF: BS ISO 3864-1 AND THE H&S (SAFETY SIGNS AND SIGNALS) REGULATIONS.
- 7 WHEN SPECIFIED, THIS NOTICE SHALL BE SUPPLIED WITH A 500mm LENGTH OF 4mm NYLON CORD (THREADED THROUGH AND ATTACHED AT HOLES).

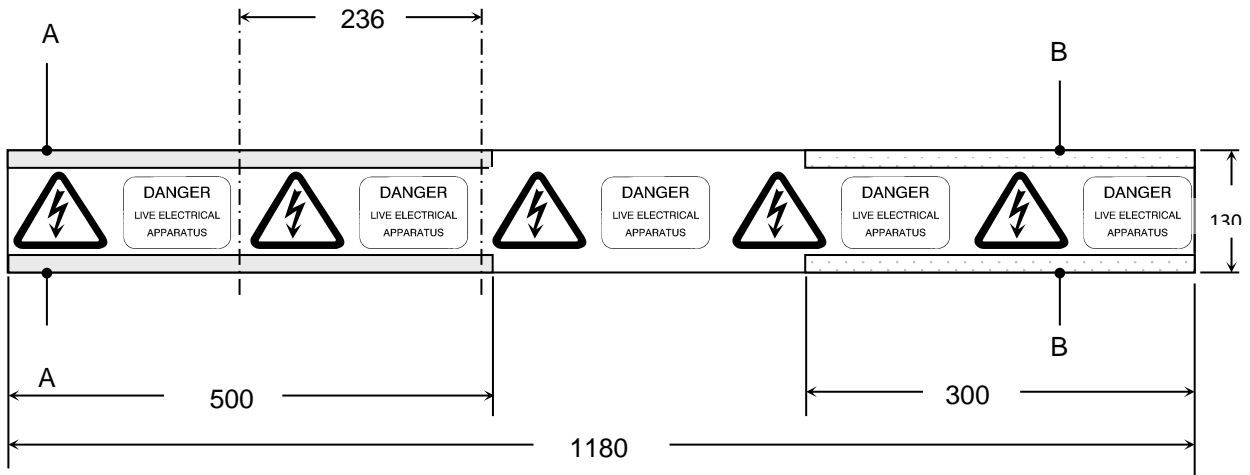


Scale
nts

OPERATIONAL NOTICE:
CAUTION

Issue No. 1
Date 17/12/02

Drawing Number
ES356/7



ALL DIMENSIONS IN MILLIMETRES

DIMENSIONS: A & B: VELCRO STRIPS = 15mm WIDE (STRIPS A & B ARE ON OPPOSITE SIDES OF THE PVC POLE-WRAP).

MATERIALS: TWO LAYERS OF FLEXIBLE REINFORCED PVC WITH VELCRO FASTENERS (ELECTRICITY NORTH WEST ES 356, TYPE J). PRINTING IN PVC INK.

DETAILS:

- 1 IDENTICAL DETAIL ON BOTH SIDES.
- 2 DANGER NOTICE DESIGN IN ACCORDANCE WITH ELECTRICITY NORTH WEST DRAWING ES356/5.
- 3 BACKGROUND: WHITE.

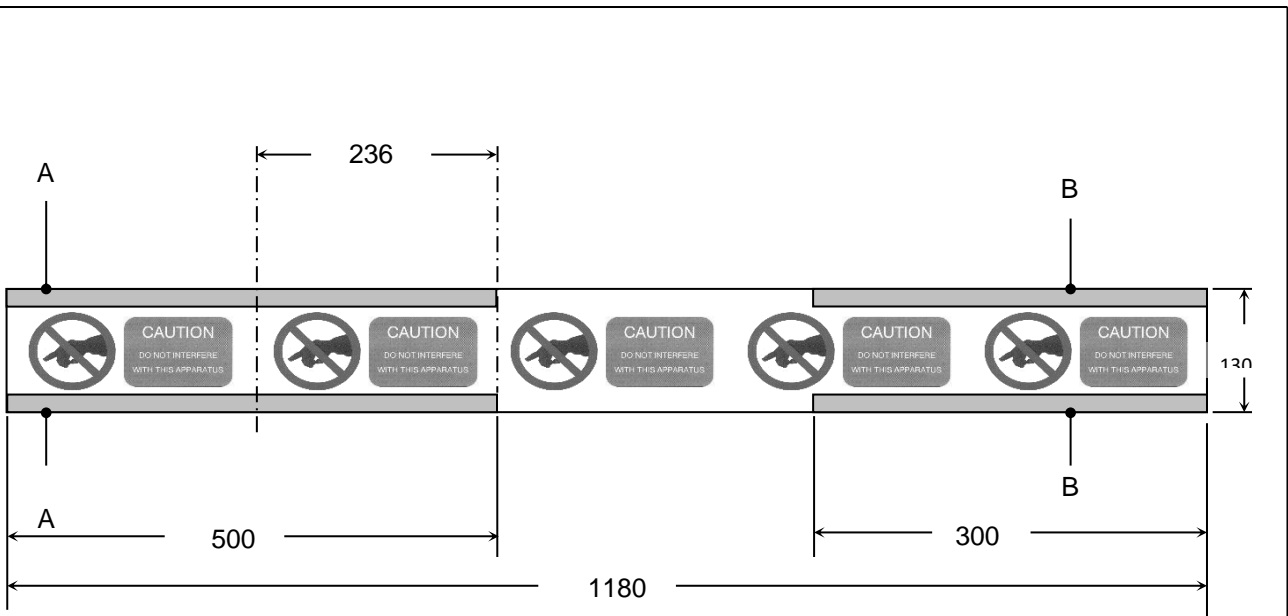


Scale
nts

**OPERATIONAL NOTICE
(POLE-WRAP): DANGER**

Issue No. 1
Date 17/12/02

Drawing Number
ES356/8



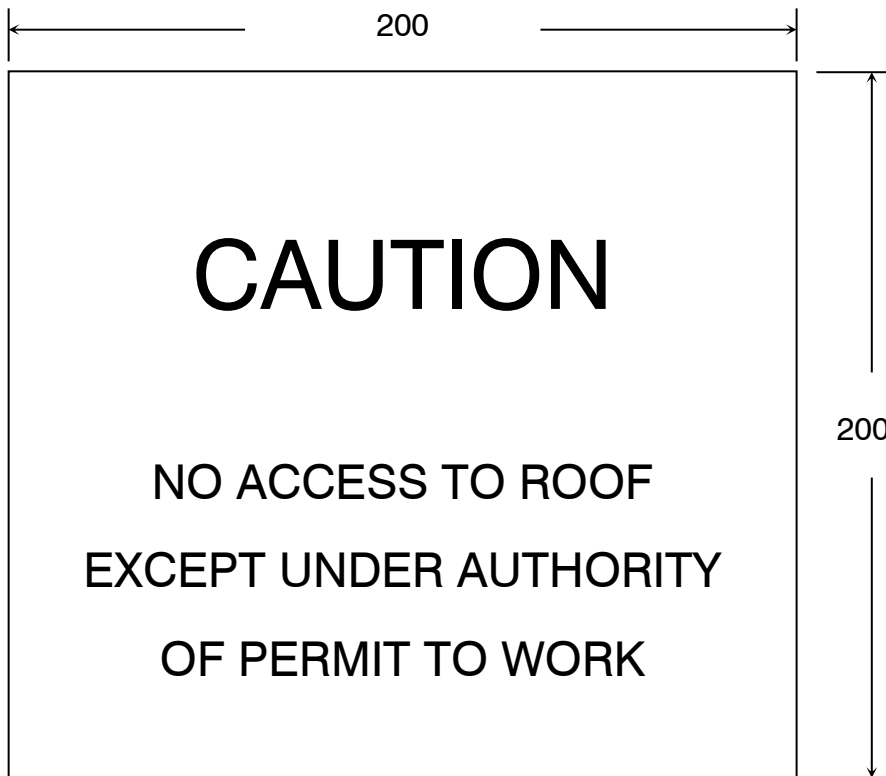
ALL DIMENSIONS IN MILLIMETRES

DIMENSIONS: A & B: VELCRO STRIPS = 15mm WIDE (STRIPS A & B ARE ON OPPOSITE SIDES OF THE PVC POLE-WRAP).

MATERIALS: TWO LAYERS OF FLEXIBLE REINFORCED PVC WITH VELCRO FASTENERS.(ELECTRICITY NORTH WEST ES 356, TYPE J). PRINTING IN PVC INK.

DETAILS:

- 1 IDENTICAL DETAIL ON BOTH SIDES.
- 2 CAUTION NOTICE DESIGN IN ACCORDANCE WITH ELECTRICITY NOTH WEST DRAWING ES356/7.
- 3 BACKGROUND: WHITE.



ALL DIMENSIONS IN MILLIMETRES

DIMENSIONS: LETTERING AND LINE SPACING TO BE PROPORTIONED FROM DRAWING.

MATERIALS: BONDED LAMINATE OF PLASTIC WITH ALUMINIUM CORE (ELECTRICITY NORTH WEST ES 356, TYPE A)
OR
BONDED LAMINATE OF PLASTIC WITH PLASTIC CORE (ELECTRICITY NORTH WEST ES 356, TYPE B)
OR
SCREEN PRINTED 3mm PLASTIC (ELECTRICITY NORTH WEST ES 356, TYPE K)
OR
EMBOSSED ALUMINIUM (ELECTRICITY NORTH WEST ES 356, TYPE D).

DETAILS:

1	TEXT ON FRONT ONLY.
2	BACKGROUND: YELLOW (BS 381C, No 355G).
3	TEXT: BLACK.

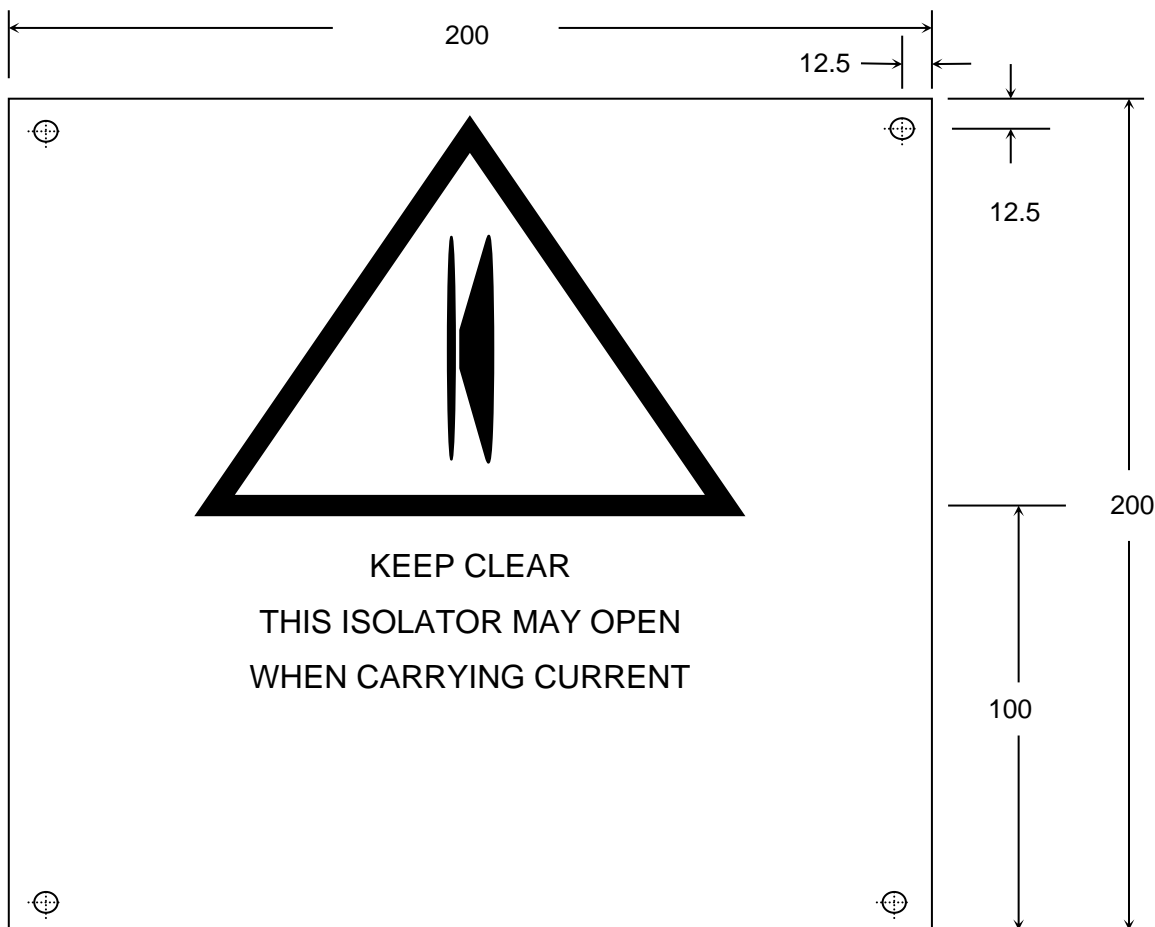


Scale
nts

**OPERATIONAL NOTICE:
ROOF ACCESS**

Issue No. 1
Date 17/12/02

Drawing Number
ES356/10



ALL DIMENSIONS IN MILLIMETRES

DIMENSIONS: FOUR SCREW HOLES = 6mm DIAMETER.

MATERIALS: BONDED LAMINATE OF PLASTIC WITH ALUMINIUM CORE (ELECTRICITY NORTH WEST ES 356, TYPE A) OR BONDED LAMINATE WITH PLASTIC CORE (ELECTRICITY NORTH WEST ES 356, TYPE B) OR SCREEN PRINTED 3mm PLASTIC (ELECTRICITY NORTH WEST ES 356, TYPE K) OR EMBOSSED ALUMINIUM (ELECTRICITY NORTH WEST ES 356, TYPE D).

- DETAILS:**
- 1 TEXT ON FRONT ONLY.
 - 2 BACKGROUND: YELLOW (BS 381C, No 355G).
 - 3 TEXT: BLACK.
 - 4 THIS NOTICE SHALL COMPLY WITH THE REQUIREMENTS OF: BS ISO 3864-1 AND THE H&S (SAFETY SIGNS AND SIGNALS) REGULATIONS.

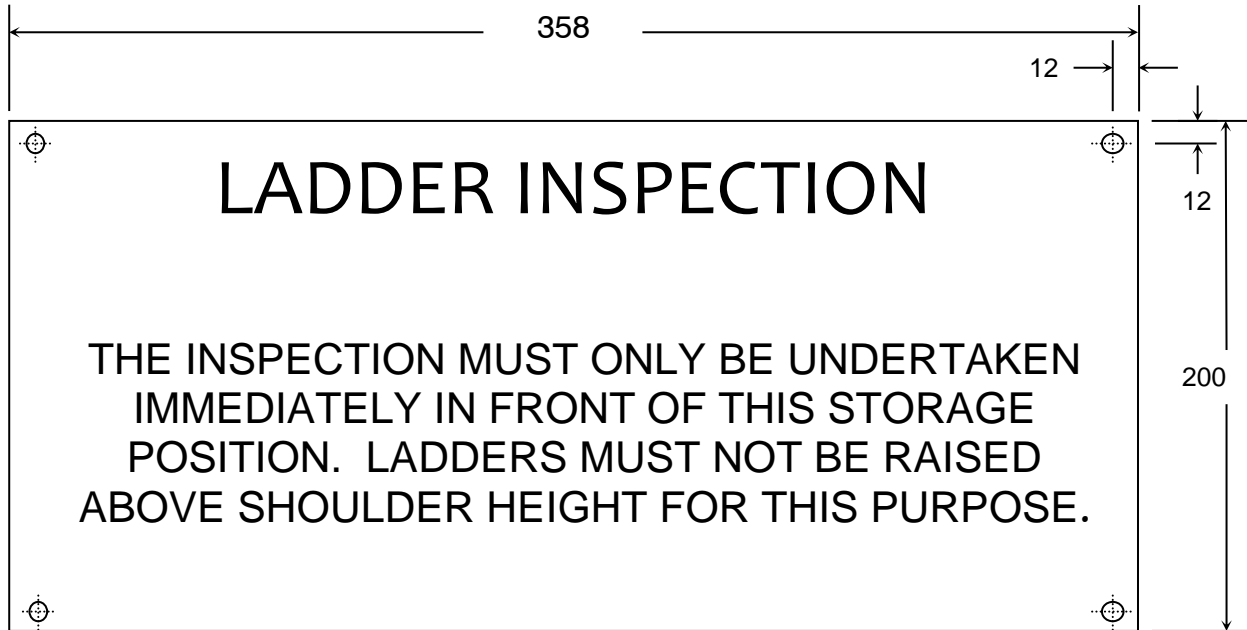


**OPERATIONAL NOTICE:
FAULT INTERFERENCE**

Scale
nts

Issue No. 1
Date 17/12/02

Drawing Number
ES356/11



ALL DIMENSIONS IN MILLIMETRES

DIMENSIONS: FOUR SCREW HOLES = 6mm DIAMETER.
LETTERING AND LINE SPACING TO BE PROPORTIONED FROM DRAWING.

MATERIALS: BONDED LAMINATE OF PLASTIC WITH ALUMINIUM CORE (ELECTRICITY NORTH WEST ES 356, TYPE A) OR BONDED LAMINATE OF PLASTIC WITH PLASTIC CORE (ELECTRICITY NORTH WEST ES 356, TYPE B) OR SCREEN PRINTED 3mm PLASTIC (ELECTRICITY NORTH WEST ES 356, TYPE K) OR EMBOSSSED ALUMINIUM (ELECTRICITY NORTH WEST ES 356, TYPE D).

DETAILS:

1	TEXT ON FRONT ONLY.
2	BACKGROUND: YELLOW (BS 381C, No 355G).
3	TEXT: BLACK.

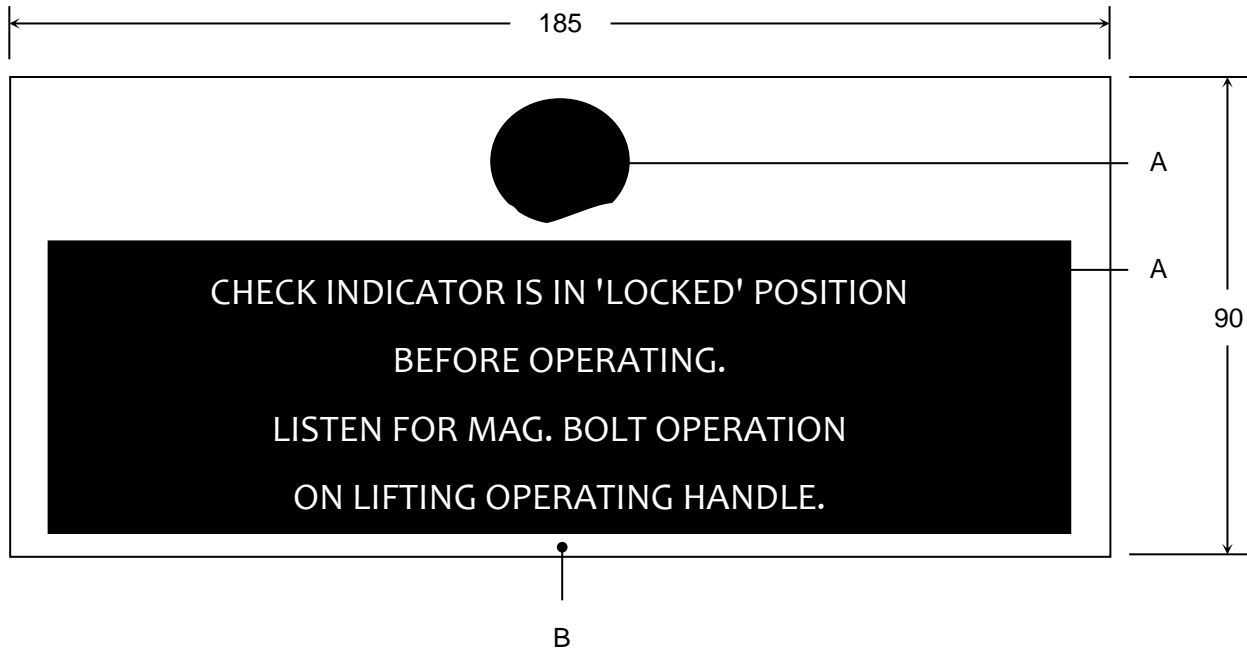


Scale
nts

**OPERATIONAL NOTICE:
LADDER INSPECTION**

Issue No. 1
Date 17/12/02

Drawing Number
ES356/12



ALL DIMENSIONS IN MILLIMETRES

DIMENSIONS: LETTERING AND LINE SPACING TO BE PROPORTIONED FROM DRAWING.

MATERIALS: BONDED LAMINATE OF PLASTIC WITH ALUMINIUM CORE (ELECTRICITY NORTH WEST ES 356, TYPE A) OR BONDED LAMINATE WITH PLASTIC CORE (ELECTRICITY NORTH WEST ES 356, TYPE B) OR SCREEN PRINTED 3mm PLASTIC (ELECTRICITY NORTH WEST ES 356, TYPE K) OR LEGEND INSET WITH GLASS REINFORCED PLASTIC (ELECTRICITY NORTH WEST ES 356, TYPE C).

DETAILS:

- 1 TEXT ON FRONT ONLY.
- 2 BACKGROUND A: BLUE (BS 381C, No 166G).
- 3 BACKGROUND B: WHITE
- 4 TEXT: WHITE.
- 5 THIS NOTICE SHALL COMPLY WITH THE REQUIREMENTS OF: BS ISO 3864-1 AND THE H&S (SAFETY SIGNS AND SIGNALS) REGULATIONS

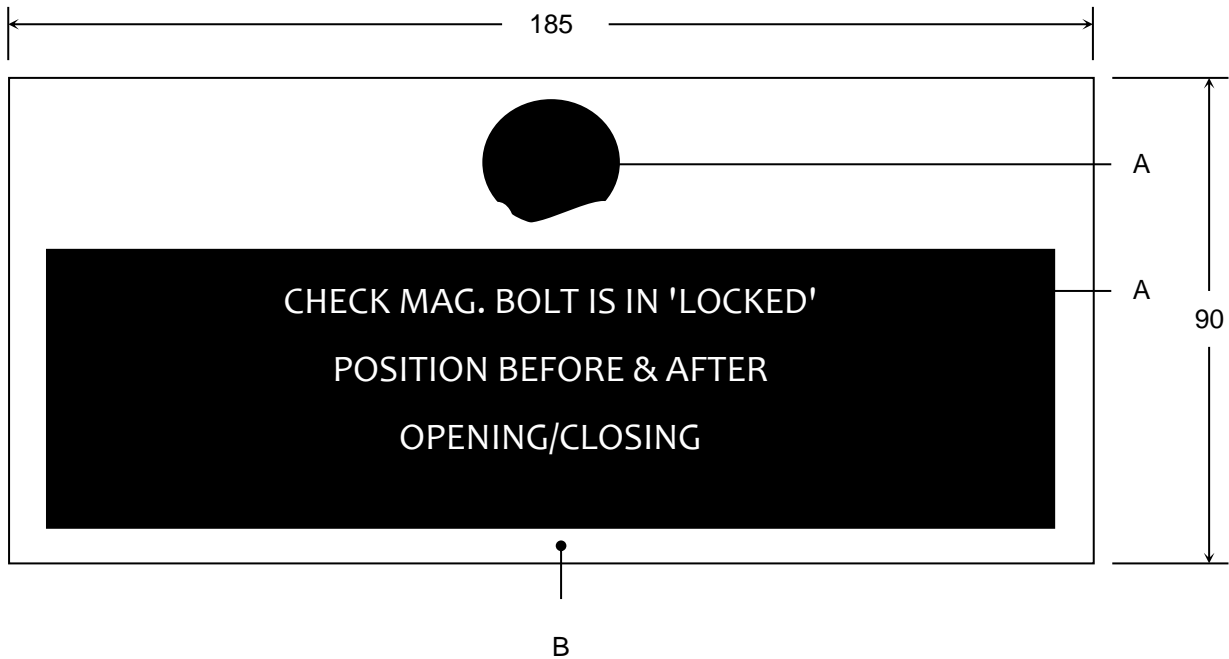
**OPERATIONAL NOTICE:
MAG BOLT INTERLOCK
(MANUAL ISOLATOR)**



Issue No. 1
Date 17/12/02

Drawing Number
ES356/13

Scale
nts



ALL DIMENSIONS IN MILLIMETRES

DIMENSIONS: LETTERING AND LINE SPACING TO BE PROPORTIONED FROM DRAWING.

MATERIALS: BONDED LAMINATE OF PLASTIC WITH ALUMINIUM CORE (ELECTRICITY NORTH WEST ES 356, TYPE A) OR BONDED LAMINATE WITH PLASTIC CORE (ELECTRICITY NORTH WEST ES 356, TYPE B) OR SCREEN PRINTED 3mm PLASTIC (ELECTRICITY NORTH WEST ES 356, TYPE K) OR LEGEND INSET WITH GLASS REINFORCED PLASTIC (ELECTRICITY NORTH WEST ES 356, TYPE C).

- DETAILS:**
- 1 TEXT ON FRONT ONLY.
 - 2 BACKGROUND A: BLUE (BS 381C, No 166G).
 - 3 BACKGROUND B: WHITE.
 - 4 TEXT: WHITE.
 - 5 THIS NOTICE SHALL COMPLY WITH THE REQUIREMENTS OF: BS ISO 3864-1 AND THE H&S (SAFETY SIGNS AND SIGNALS) REGULATIONS.

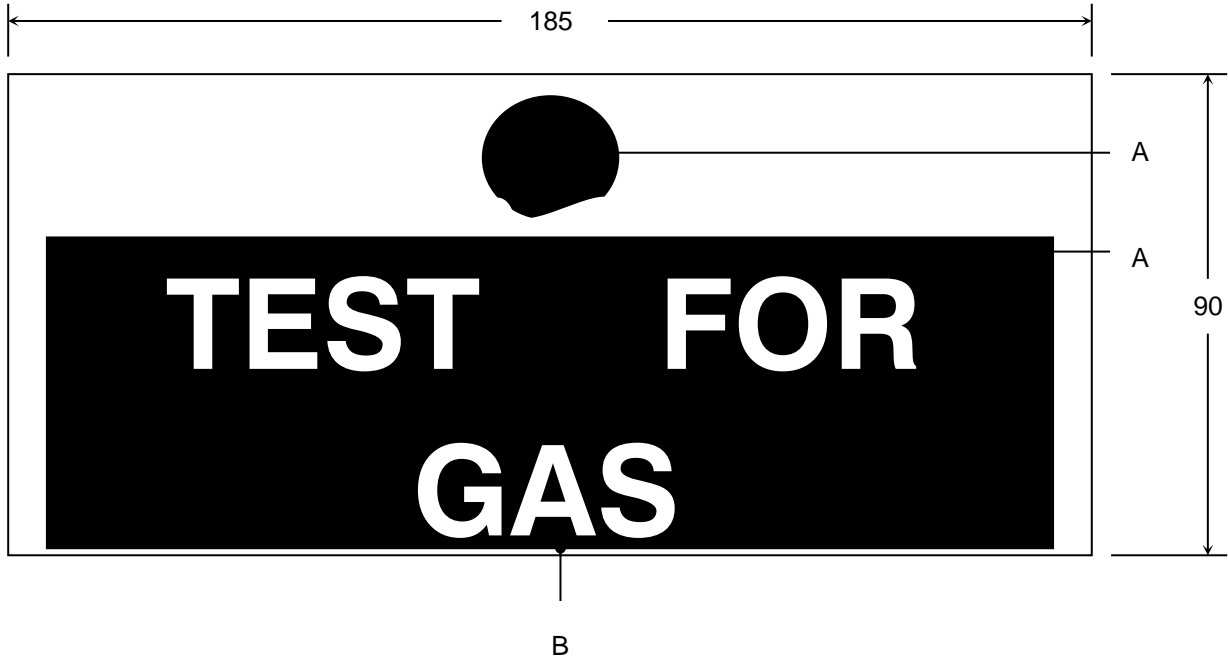
**OPERATIONAL NOTICE:
MAG BOLT INTERLOCK
(MOTORISED ISOLATOR)**



Scale
nts

Issue No. 1
Date 17/12/02

Drawing Number
ES356/14



ALL DIMENSIONS IN MILLIMETRES

DIMENSIONS: LETTERING AND LINE SPACING TO BE PROPORTIONED FROM DRAWING.

MATERIALS: BONDED LAMINATE OF PLASTIC WITH ALUMINIUM CORE (ELECTRICITY NORTH WEST ES 356, TYPE A) OR BONDED LAMINATE WITH PLASTIC CORE (ELECTRICITY NORTH WEST ES 356, TYPE B) OR SCREEN PRINTED 3mm PLASTIC (ELECTRICITY NORTH WEST ES 356, TYPE K) OR LEGEND INSET WITH GLASS REINFORCED PLASTIC (ELECTRICITY NORTH WEST ES 356, TYPE C).

DETAILS:

- 1 TEXT ON FRONT ONLY.
- 2 BACKGROUND A: BLUE (BS 381C, No 166G).
- 3 BACKGROUND B: WHITE
- 4 TEXT: WHITE.
- 5 THIS NOTICE SHALL COMPLY WITH THE REQUIREMENTS OF: BS ISO 3864-1 AND THE H&S (SAFETY SIGNS AND SIGNALS) REGULATIONS.

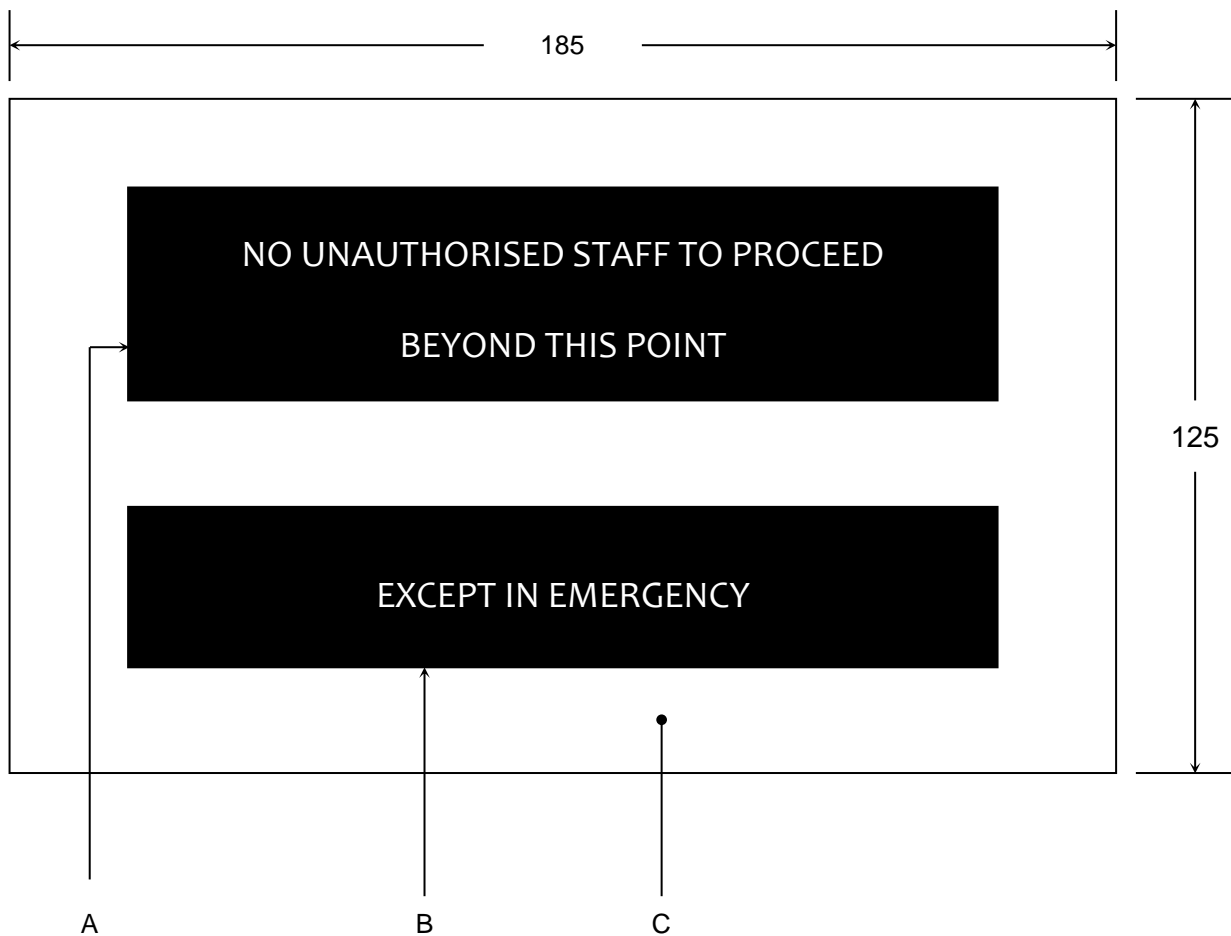


OPERATIONAL NOTICE:
TEST FOR GAS

Scale
nts

Issue No. 1
Date 17/12/02

Drawing Number
ES356/15



ALL DIMENSIONS IN MILLIMETRES

DIMENSIONS: LETTERING AND LINE SPACING TO BE PROPORTIONED FROM DRAWING.

MATERIALS: BONDED LAMINATE OF PLASTIC WITH ALUMINIUM CORE (ELECTRICITY NORTH WEST ES 356, TYPE A) OR BONDED LAMINATE WITH PLASTIC CORE (ELECTRICITY NORTH WEST ES 356, TYPE B) OR SCREEN PRINTED 3mm PLASTIC (ELECTRICITY NORTH WEST ES 356, TYPE K) OR LEGEND INSET WITH GLASS REINFORCED PLASTIC (ELECTRICITY NORTH WEST ES 356, TYPE C).

- DETAILS:**
- 1 TEXT ON FRONT ONLY.
 - 2 BACKGROUND A: RED (BS 381C, No 537G).
 - 3 BACKGROUND B: GREEN (BS 381C, No 228G).
 - 4 BACKGROUND C: WHITE.
 - 5 TEXT: WHITE

**OPERATIONAL NOTICE:
EMERGENCY EXIT
(TO RESTRICTED AREAS)**

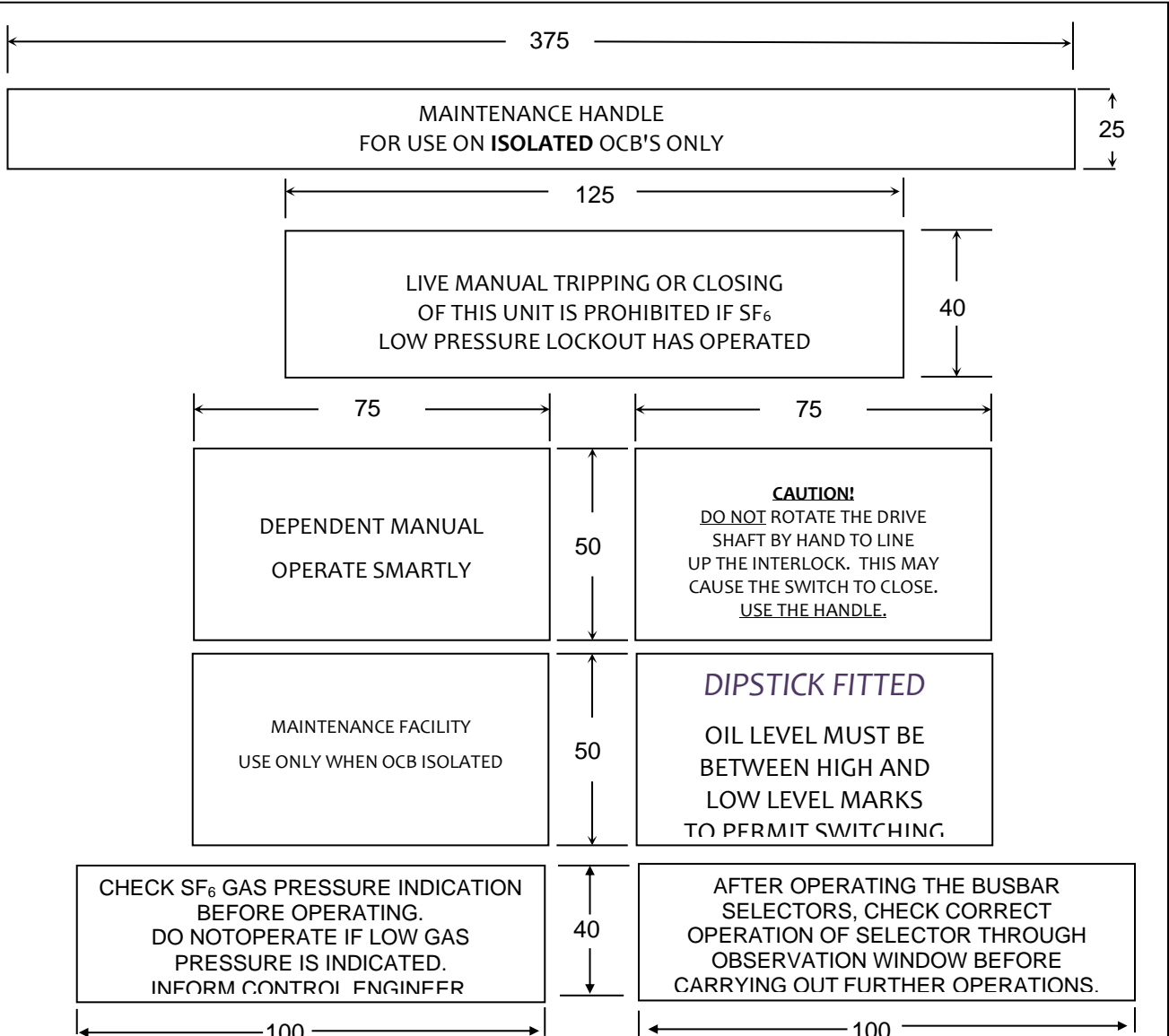


ALL DIMENSIONS IN MILLIMETRES

MATERIALS: SELF-ADHESIVE LABEL (ELECTRICITY NORTH WEST ES 356, TYPE E).

- DETAILS:**
- 1 TEXT ON FRONT ONLY.
 - 2 BACKGROUND: YELLOW (BS 381C, No 355G).
 - 3 SYMBOL: BLACK.
 - 4 TEXT: BLACK.
 - 5 THIS NOTICE SHALL COMPLY WITH THE REQUIREMENTS OF THE ELECTRICITY SAFETY, QUALITY AND CONTINUITY REGULATIONS.

**PLANT LABEL:HAZARD -
KEEP OFF**



ALL DIMENSIONS IN MILLIMETRES

MATERIALS: SELF-ADHESIVE LABEL (ELECTRICITY NORTH WEST ES 356, TYPE E).

DETAILS:

- 1 TEXT ON FRONT ONLY.
- 2 BACKGROUND: YELLOW (BS 381C, No 355G).
- 3 TEXT: BLACK

**MISCELLANEOUS PLANT
LABELS: SWITCHGEAR**

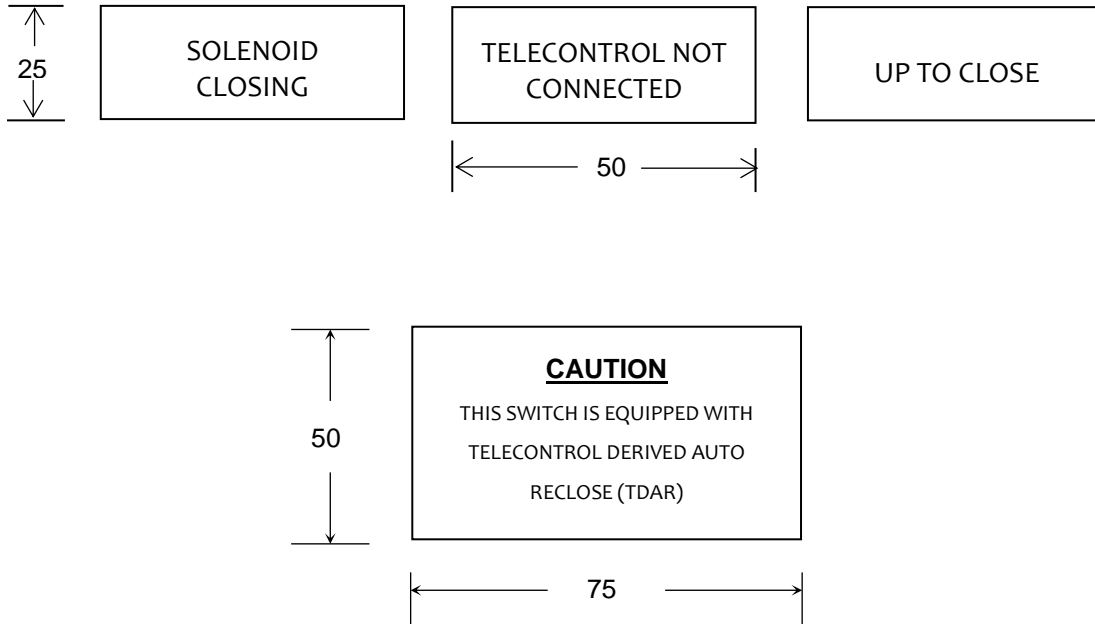
Scale
nts

(SHEET 1 OF 2)



Issue No. 2
Date 28/05/04

Drawing Number
ES356/18 pt 1

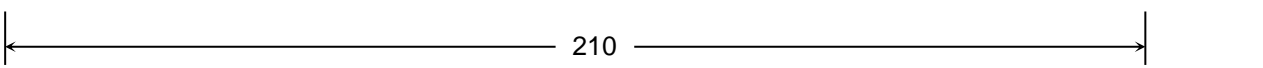


ALL DIMENSIONS IN MILLIMETRES

MATERIALS: SELF-ADHESIVE LABEL (ELECTRICITY NORTH WEST ES 356, TYPE E).

- DETAILS:**
- 1 TEXT ON FRONT ONLY.
 - 2 BACKGROUND: YELLOW (BS 381C, No 355G).
 - 3 TEXT: BLACK.

**MISCELLANEOUS PLANT
LABELS: SWITCHGEAR**



**STORED ENERGY HAND CHARGED
SPRING CLOSING MECHANISMS**

STANDARD OPERATING PROCEDURE

1. Charge spring while in isolated location.
or
2. Where possible recharge spring with circuit breaker closed.
or
3. **Situation A.**
Where it is necessary to charge the spring on an OPEN circuit breaker in the SERVICE location it is preferable to first move the interlock selector to ISOLATING MECHANISM FREE before charging the spring. This prevents slow closing if the spring charged latch fails to hold.
or
4. **Situation B.**
Where the interlock selector cannot be used as above, particular care is necessary to ensure that the charging stroke is completed and the spring latched before relaxing pressure on the charging handle.

INDICATION OF LATCH FAILURE

In all cases this is indicated by

- (a) Pressure remaining on the charging handle when eased back.
or
- (b) Spring charge indicator starts to move as the handle is eased back.
or
- (c) On/Off indicator starts to move as the handle is eased back.

ACTION IF SPRING FAILS TO LATCH

In all cases immediately return to the fully charged position and make a second attempt to latch. If this fails and the circuit breaker is in the ISOLATED location, release handle slowly to discharge the spring. If the circuit breaker is not isolated but is CLOSED release the handle slowly to discharge the spring.

If the circuit breaker is not isolated and is OPEN and the handle has no safety catch to hold it in the charged position until the unit is isolated:-

- (a) Transfer the interlock lever to ISOLATING MECHANISM FREE position. Ease back the handle to ensure that the spring is held by the interlock. If a latch fails and a spring is held by a safety catch or an interlock, isolate the circuit breakers, take up the pressure on the handle, release the safety catch or interlock and release the spring slowly
or
- (b) Press manual trip and release handle slowly while observing the ON/OFF indicator. If this moves at all revert to the fully charged position.

SUBSTATION

The situation in this substation is such that situation A/B* applies. (See overleaf for details.)*

**Delete if not applicable (if some units of one type exist in this substation complete the reverse side of this sheet).*

297

SEE SHEET 2 FOR DETAILS

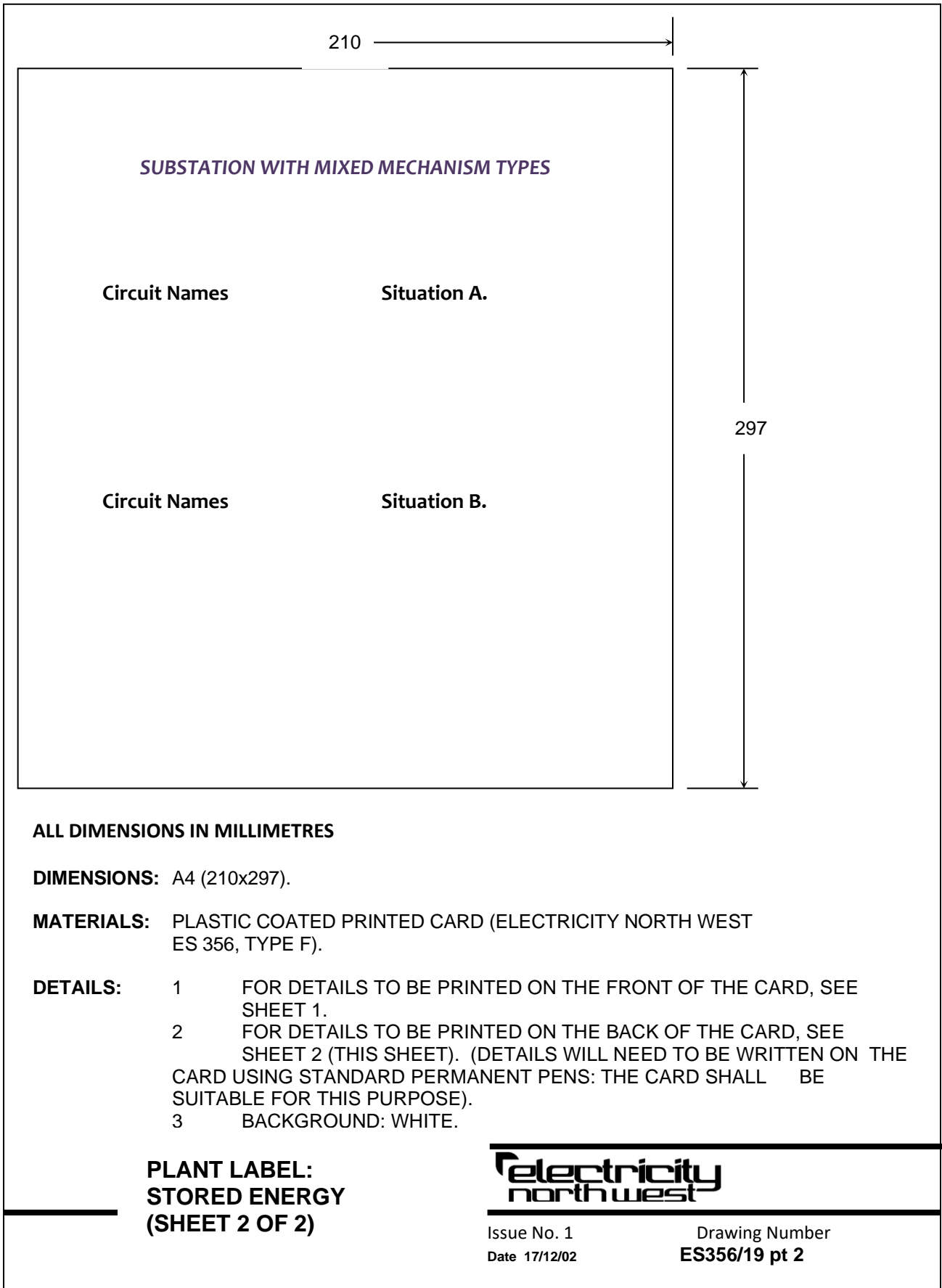
**PLANT LABEL:
STORED ENERGY
(SHEET 1 OF 2**



Scale
nts

Issue No. 1
Date 17/12/02

Drawing Number
ES356/19 pt 1



**OPERATION OF TAP CONTROL SYSTEM
TRANSFORMERS WITH STANDARD CONTROL SYSTEM (post 1966)**

1. List of controls and setting for normal parallel running

Switch	Normal Position	Purpose and remarks
Main isolator	On	Isolates tap control and forced cooling supplies during maintenance. Supply then only alive from multicore to isolating switch.
Tap Control Isolator	On	Isolates tap control circuits only.
Cooler Control Switch		For testing pump and fans. Operation remains automatic in all positions. Fan and pumps can only be isolated separately from tap control by removing fuse and link.
Reactance Control	Circulating Current	Positive reactance compensation for line drop compensation.
Sequence Selector	Parallel Auto	Each transformer is automatically controlled with a bias to retain stable operation in parallel within one or two taps difference. On switching out, the remaining transformer remains under automatic control as an independent unit. Before switching in, the transformers should be set to within three taps of the in-service unit. During normal operation, excess circulating current causes lockout without delay.

2. Alternative Settings for Single Transformer

Switch	Alternative Position	Purpose and Remarks
Sequence selector	Auto	Automatic operation of a <u>single</u> transformer. Parallel bias removed switch must <u>not</u> be used in this position with transformers in parallel with the reactance control set to "Circulating current".
Reactance Control	Circulating Current	Positive reactance compensation.

3. Alternative Settings During Switching

Switch	Position	Purpose and Remarks
Sequence Selector	Hand	Non-automatic electrical control of a <u>single</u> transformer. Paralleling bias removed. Before switching into parallel <u>either</u> All transformers should be set to 'Parallel' in which case paralleling is automatic, <u>OR</u> All transformers should be set to 'Hand'. When subsequently changing to 'Parallel', delay should be avoided as the first transformer set to 'Parallel' may start tapping.
Reactance Control	Circulating Current	Positive reactance compensation.

4. Alternative Settings for Transformers without Pilot Interconnection

Switch	Position	Purpose and Remarks
Reactance Control	Negative	After careful setting of reactance value this will provide stability of parallel running of two possibly widely separated transformers by providing negative reactance compensation.
Sequence Selector	Auto or Parallel	

5. Alternative Settings during Switching

Switch	Position	Purpose and Remarks
Reactance Control	Negative	Negative reactance compensation.
Sequence Selector	Hand	Hand control of single transformers. If other transformer is set as in 4. control should be stable.

The control system is slightly different from preceding types in that lack of load current cuts a transformer out of the parallel control system, and on restoration of load current the transformer has the period of a time delay to get into step, after which lockout following excess tap difference is instantaneous.

Normal parallel running may include operation with a tap difference.

The preferred operation of transformers in parallel is with switches set to 'Parallel' and 'Circulating Current'. It should be noted that no selection is necessary during switching in or switching out a transformer provided the tap difference is no more than two steps.

Transformers supplying independent loads (eg with busbar section open and no parallel through network) must not be switched to 'Parallel' or both transformers will become unstable in tap control operation.

It is stressed that setting one transformer to 'Auto' and a parallel unit to 'Parallel' when each is set to 'Circulating Current' in fact results in two independently automatic units with the lockout relays inoperative, which will be unstable.

**PLANT LABEL:
TAP CHANGE OPERATION
(SHEET 1 OF 2)**

Scale
nts



Issue No. 1
Date 17/12/02

Drawing Number
ES356/20 pt 1

ALL DIMENSIONS IN MILLIMETRES

DIMENSIONS: A4 (210x297).

MATERIALS: PLASTIC COATED PRINTED CARD (ELECTRICITY NORTH WEST ES 356, TYPE F).

DETAILS:

1	FOR DETAILS TO BE PRINTED ON THE FRONT OF THE CARD, SEE SHEET 1.
2	NO DETAILS TO BE PRINTED ON THE BACK OF THE CARD.
3	BACKGROUND: WHITE.

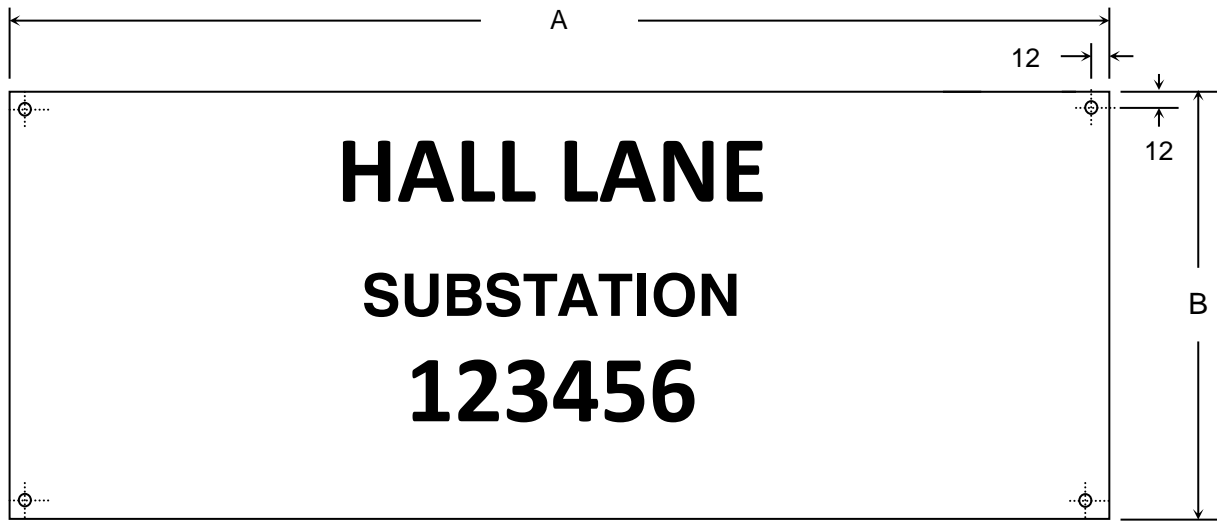
**PLANT LABEL:
TAP CHANGE OPERATION
(SHEET 2 OF 2)**

Scale
nts



Issue No. 1
Date 17/12/02

Drawing Number
ES356/20 pt 2



ALL DIMENSIONS IN MILLIMETRES

DIMENSIONS: FOUR SCREW HOLES = 4mm DIAMETER.
 WIDTH A = VARIABLE (250 TO 300),
 DEPTH B = VARIABLE (TO SUIT TEXT),
 NAME TO BE IN 25mm HIGH LETTERING,
 "SUBSTATION" (OR SWITCHSTATION, ETC) TO BE IN 12mm HIGH LETTERING,
 NUMBER TO BE IN 25mm HIGH LETTERING.

MATERIALS: BONDED LAMINATE OF PLASTIC WITH ALUMINIUM CORE
 (ELECTRICITY NORTH WEST ES 356, TYPE A)
 OR
 LEGEND INSET WITH GLASS REINFORCED PLASTIC
 (ELECTRICITY NORTH WEST ES 356, TYPE C)
 OR
 EMBOSSED ALUMINIUM (ELECTRICITY NORTH WEST ES 356, TYPE D).

DETAILS: 1 TEXT ON FRONT ONLY.
 2 TEXT: BLACK.
 3 BACKGROUND: WHITE.

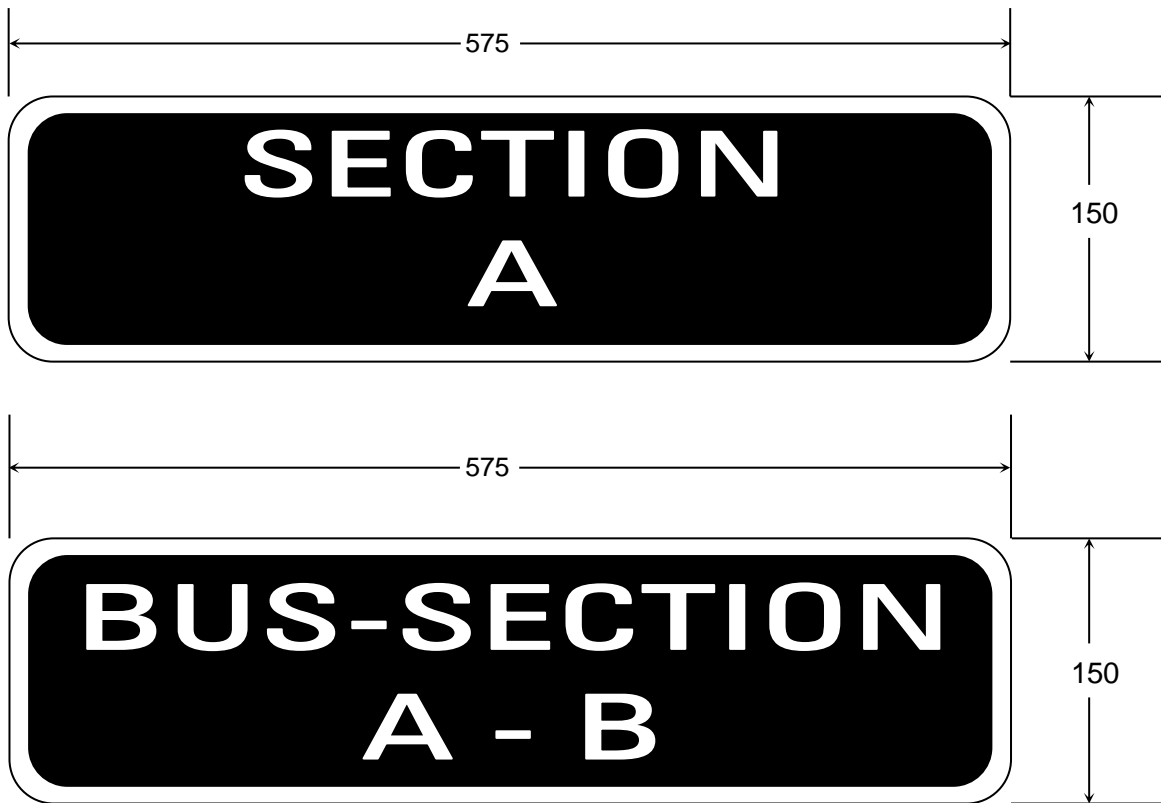
**IDENTIFICATION NOTICE IN
 SUBSTATION:
 SUBSTATION NAME**



Scale
 nts

Issue No. 1
 Date 17/12/02

Drawing Number
ES356/21



ALL DIMENSIONS IN MILLIMETRES

DIMENSIONS: INNER BORDER AND EDGE TO BE SEPARATED BY 7.5mm.
TOP LINE OF TEXT TO BE 17.5mm FROM TOP EDGE,
LINES TO BE SEPARATED BY 15mm,
EACH LETTER TO BE 50mm HIGH.

MATERIALS: BONDED LAMINATE OF PLASTIC WITH ALUMINIUM CORE
(ELECTRICITY NORTH WEST ES 356, TYPE A) OR
LEGEND INSET WITH GLASS REINFORCED PLASTIC
(ELECTRICITY NORTH WEST ES 356, TYPE C) OR
EMBOSSSED ALUMINIUM (ELECTRICITY NORTH WEST ES 356, TYPE D).

DETAILS:

- 1 TEXT ON FRONT ONLY.
- 2 BORDER: WHITE.
- 3 33kV PANEL: GREEN BACKGROUND (BS 381C, No 228G)
11kV PANEL: RED BACKGROUND (BS 381C, No 537G).
6.6kV PANEL: BLUE BACKGROUND (BS 381C, No 166G).
- 4 TEXT: WHITE.
- 5 ALTERNATIVE TEXT:
"SECTION A", "SECTION B" OR "SECTION C";
"BUS-SECTION A - B" OR "BUS-SECTION B - C".

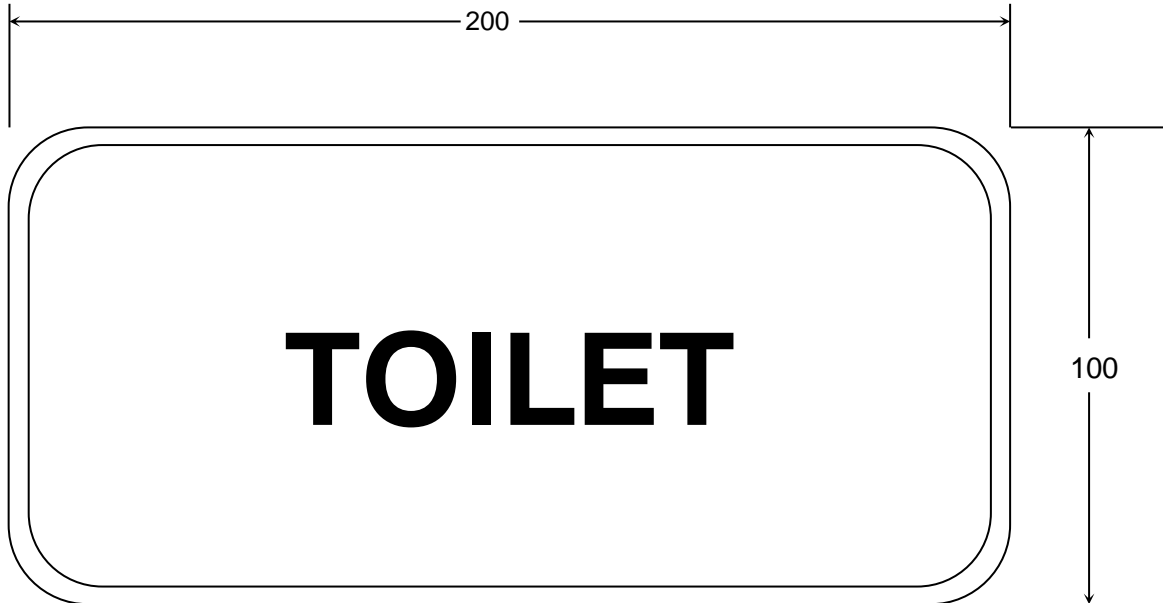
**IDENTIFICATION NOTICE IN
SUBSTATION:
SECTION**



Scale
nts

Issue No. 1
Date 17/12/02

Drawing Number
ES356/22



ALL DIMENSIONS IN MILLIMETRES

DIMENSIONS: BORDER THICKNESS = 7.5mm.
TEXT TO BE CENTRAL ON PLATE: EACH LETTER TO BE 19.3mm HIGH.

MATERIALS: BONDED LAMINATE OF PLASTIC WITH ALUMINIUM CORE
(ELECTRICITY NORTH WEST ES 356, TYPE A)
OR
LEGEND INSET WITH GLASS REINFORCED PLASTIC
(ELECTRICITY NORTH WEST ES 356, TYPE C)
OR
EMBOSSSED ALUMINIUM (ELECTRICITY NORTH WEST ES 356, TYPE D).

DETAILS:

1	TEXT ON FRONT ONLY.
2	BACKGROUND: WHITE.
3	BORDER: WHITE.
4	TEXT: BLACK.

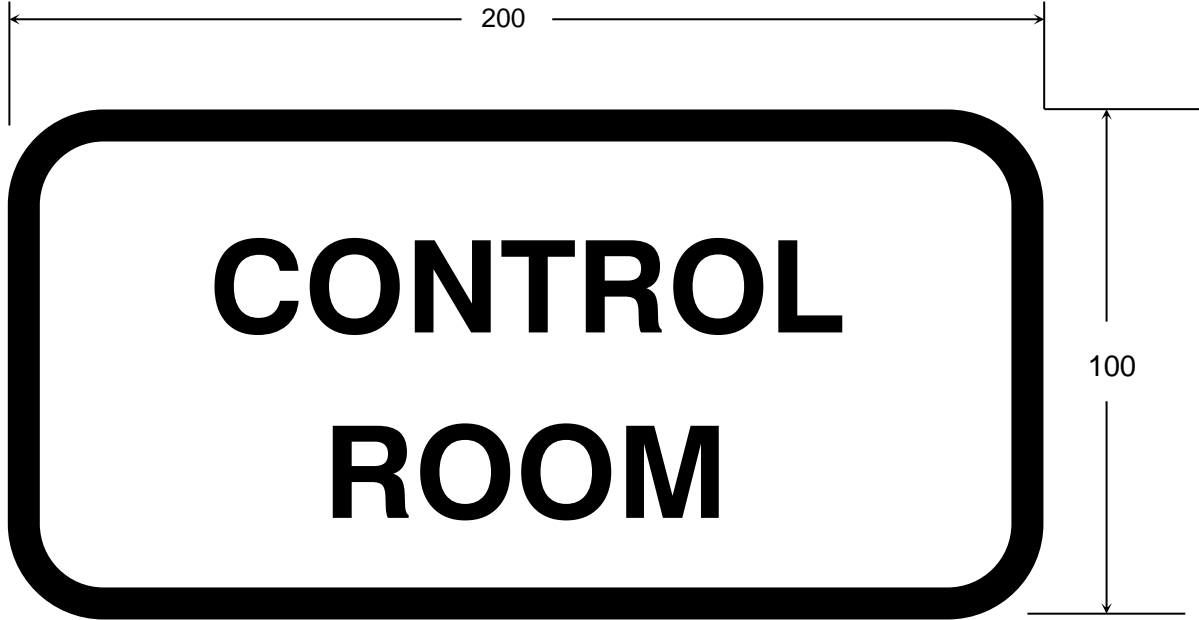
**IDENTIFICATION NOTICE IN
SUBSTATION:
DOOR-MOUNTED
(1-LINE LEGEND)**



Scale
nts

Issue No. 1
Date 17/12/02

Drawing Number
ES356/23



ALL DIMENSIONS IN MILLIMETRES

DIMENSIONS: BORDER THICKNESS = 7.5mm.
"CONTROL" TO BE 22.5mm FROM TOP EDGE,
LINES TO BE SEPARATED BY 16.4mm,
EACH LETTER TO BE 19.3mm HIGH.

MATERIALS: BONDED LAMINATE OF PLASTIC WITH ALUMINIUM CORE
(ELECTRICITY NORTH WEST ES 356, TYPE A)
OR
LEGEND INSET WITH GLASS REINFORCED PLASTIC
(ELECTRICITY NORTH WEST ES 356, TYPE C)
OR
EMBOSSSED ALUMINIUM (ELECTRICITY NORTH WEST ES 356, TYPE D).

DETAILS:

1	TEXT ON FRONT ONLY.
2	BACKGROUND: WHITE
3	BORDER: BLACK.
4	TEXT: BLACK.

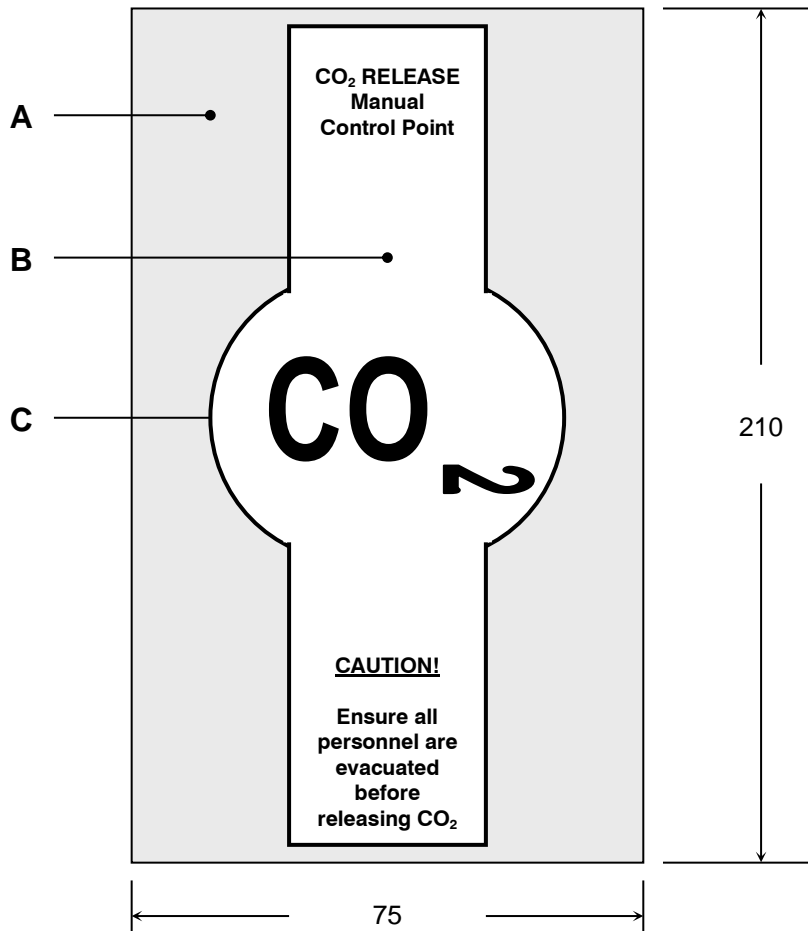
**IDENTIFICATION NOTICE IN
SUBSTATION:
DOOR-MOUNTED
(2-LINE LEGEND)**



Scale
nts

Issue No. 1
Date 17/12/02

Drawing Number
ES356/24



ALL DIMENSIONS IN MILLIMETRES

DIMENSIONS: LETTERING AND LINE SPACING TO BE PROPORTIONED FROM DRAWING.

MATERIALS: BONDED LAMINATE OF PLASTIC WITH ALUMINIUM CORE (ELECTRICITY NORTH WEST ES 356, TYPE A) OR LEGEND INSET WITH GLASS REINFORCED PLASTIC (ELECTRICITY NORTH WEST ES 356, TYPE C) OR EMBOSSED ALUMINIUM (ELECTRICITY NORTH WEST ES 356, TYPE D).

- DETAILS:**
- 1 TEXT ON FRONT ONLY.
 - 2 BACKGROUND: A: RED (BS 381C, No 537G)
B: WHITE.
 - 3 OUTLINE C: BLACK
 - 4 TEXT: RED (BS 381C No 537G).

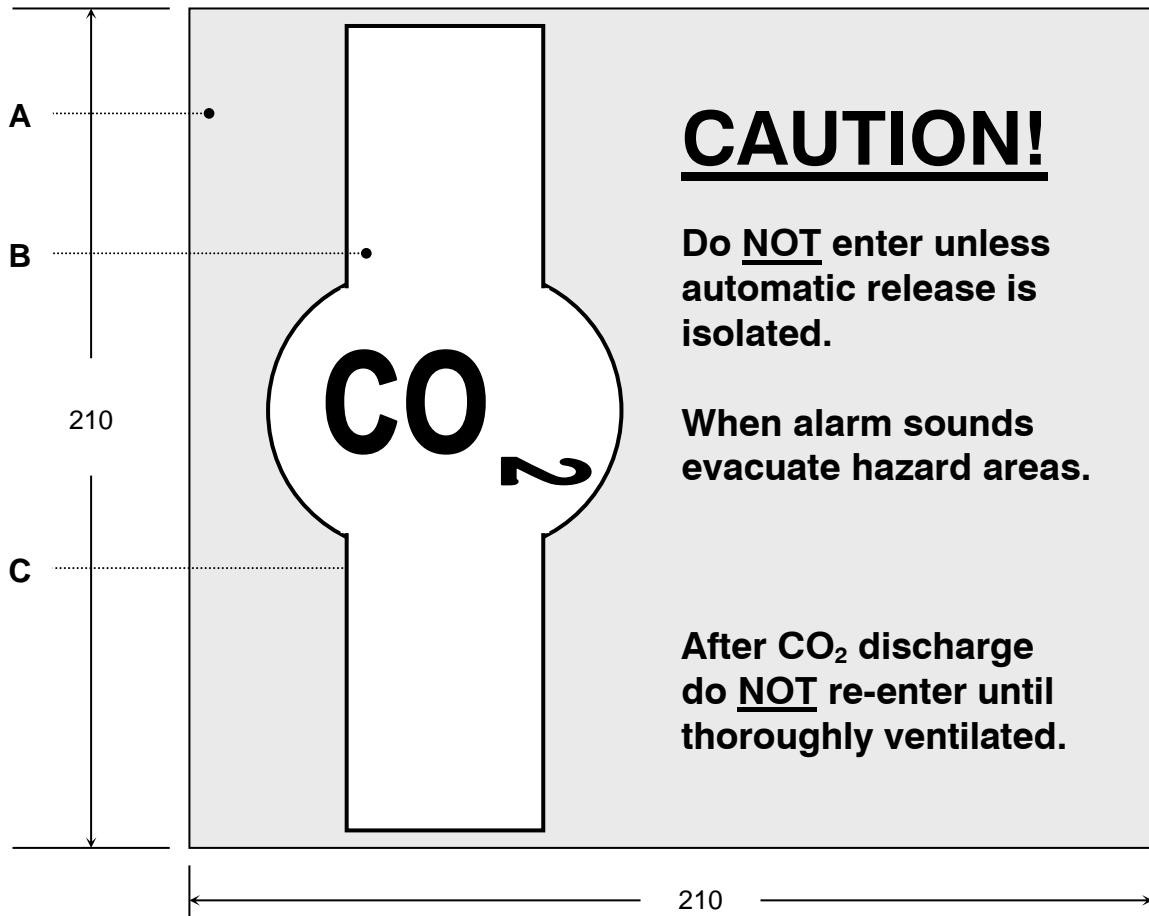
**IDENTIFICATION NOTICE IN
SUBSTATION: CO₂
(SHEET 1 OF 2)**



Scale
nts

Issue No. 1
Date 17/12/02

Drawing Number
ES356/25 pt 1



ALL DIMENSIONS IN MILLIMETRES

DIMENSIONS: LETTERING AND LINE SPACING TO BE PROPORTIONED FROM DRAWING.

MATERIALS: BONDED LAMINATE OF PLASTIC WITH ALUMINIUM CORE (ELECTRICITY NORTH WEST ES 356, TYPE A) OR LEGEND INSET WITH GLASS REINFORCED PLASTIC (ELECTRICITY NORTH WEST ES 356, TYPE C) OR EMBOSSED ALUMINIUM (ELECTRICITY NORTH WEST ES 356, TYPE D).

DETAILS:

- 1 TEXT ON FRONT ONLY.
- 2 BACKGROUND: A: YELLOW (BS 381C, No 355G)
B: WHITE.
- 3 OUTLINE C: BLACK
- 4 TEXT: BLACK.
- 5 THIS NOTICE SHALL COMPLY WITH THE REQUIREMENTS OF: BS 5378; THE HEALTH AND SAFETY (SAFETY SIGNS AND SIGNALS) REGULATIONS.

**IDENTIFICATION NOTICE IN
SUBSTATION: CO₂
(SHEET 2 OF 2)**



Scale
nts

Issue No. 1
Date 17/12/02

Drawing Number
ES356/25 pt 2



10 RAD..

ALL DIMENSIONS IN MILLIMETRES

DIMENSIONS: BORDER THICKNESS = 7.5mm.
"33 kV CONTROL" TO BE 42.5mm FROM TOP EDGE,
EACH LETTER TO BE 65mm HIGH.

MATERIALS: EMBOSSED ALUMINIUM (ELECTRICITY NORTH WEST ES 356, TYPE D)
OR
TRAFFOLYTE (ELECTRICITY NORTH WEST ES 356, TYPE G).

DETAILS:

1	TEXT ON FRONT ONLY.
2	BACKGROUND: GREEN (BS 381C, No 228G).
3	BORDER: WHITE.
4	TEXT: WHITE.

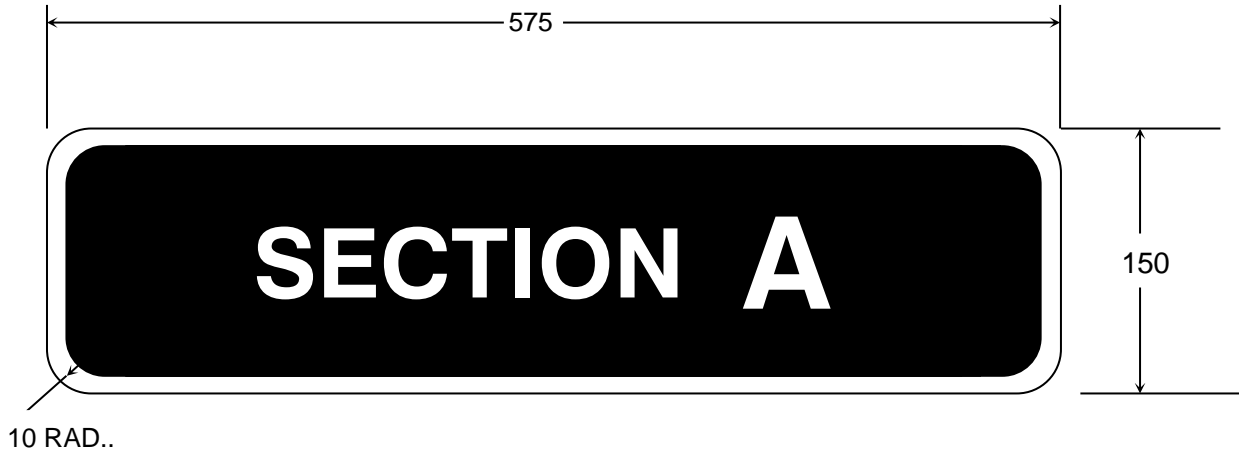
**CONTROL-PANEL
MOUNTED NOTICE IN
SUBSTATION:
33 kV CONTROL**



Scale
nts

Issue No. 1
Date 17/12/02

Drawing Number
ES356/26



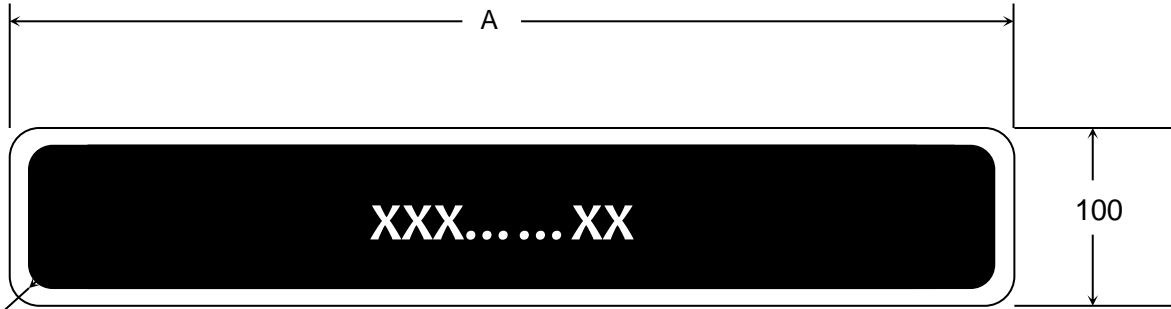
ALL DIMENSIONS IN MILLIMETRES

DIMENSIONS: BORDER THICKNESS = 7.5mm.
 "SECTION" TO BE 50mm FROM TOP EDGE,
 "SECTION": EACH LETTER TO BE 50mm HIGH.
 "A" TO BE 65mm HIGH.

MATERIALS: EMBOSSED ALUMINIUM (ELECTRICITY NORTH WEST ES 356, TYPE D)
 OR
 TRAFFOLYTE (ELECTRICITY NORTH WEST ES 356, TYPE G).

- DETAILS:**
- 1 TEXT ON FRONT ONLY.
 - 2 33kV PANEL: GREEN BACKGROUND (BS 381C, No 228G)
 11kV PANEL: RED BACKGROUND (BS 381C, No 537G).
 6.6kV PANEL: BLUE BACKGROUND (BS 381C, No 166G).
 - 3 BORDER: WHITE.
 - 4 TEXT: WHITE.
 - 5 ALTERNATIVE TEXT: "SECTION B";
 "SECTION C".

**CONTROL-PANEL
 MOUNTED NOTICE IN
 SUBSTATION:
 SECTION IDENTIFIER**



10 RAD..

ALL DIMENSIONS IN MILLIMETRES

DIMENSIONS: A = 575mm NOMINAL (MAY BE INCREASED TO ALLOW FOR TEXT).
 BORDER THICKNESS = 7.5mm.
 TEXT TO BE 32.5mm FROM TOP EDGE,
 EACH LETTER TO BE 25mm HIGH.

MATERIALS: EMBOSSSED ALUMINIUM (ELECTRICITY NORTH WEST ES 356, TYPE D)
 OR
 TRAFFOLYTE (ELECTRICITY NORTH WEST ES 356, TYPE G).

- DETAILS:**
- 1 TEXT ON FRONT ONLY.
 - 2 33kV PANEL: GREEN BACKGROUND (BS 381C, No 228G).
 11kV PANEL: RED BACKGROUND (BS 381C, No 537G).
 6.6kV PANEL: BLUE BACKGROUND (BS 381C, No 166G).
 - 3 BORDER: WHITE.
 - 4 TEXT: WHITE.
 - 5 TEXT TO BE SPECIFIED ON INDIVIDUAL CONTRACT BASIS.


**CONTROL-PANEL
 MOUNTED NOTICE IN
 SUBSTATION:
 MAIN CIRCUIT LABEL**



Scale
 nts

Issue No. 1
 Date 17/12/02

Drawing Number
ES356/28



10 RAD..

ALL DIMENSIONS IN MILLIMETRES

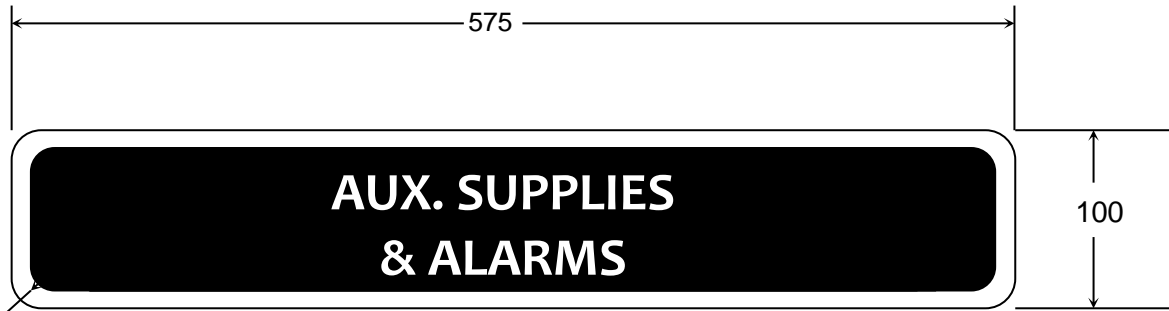
DIMENSIONS: BORDER THICKNESS = 7.5mm.
"33kV BUSBAR" TO BE 32.5mm FROM TOP EDGE,
LINES TO BE SEPARATED BY 10mm,
EACH LETTER TO BE 25mm HIGH.

MATERIALS: EMBOSSSED ALUMINIUM (ELECTRICITY NORTH WEST ES 356, TYPE D)
OR
TRAFFOLYTE (ELECTRICITY NORTH WEST ES 356, TYPE G).

DETAILS:

1	TEXT ON FRONT ONLY.
2	BACKGROUND: GREEN (BS 381C, No 228G).
3	BORDER: WHITE.
4	TEXT: WHITE.

**CONTROL-PANEL
MOUNTED NOTICE IN
SUBSTATION:
BUSBAR PROTECTION**



10 RAD..

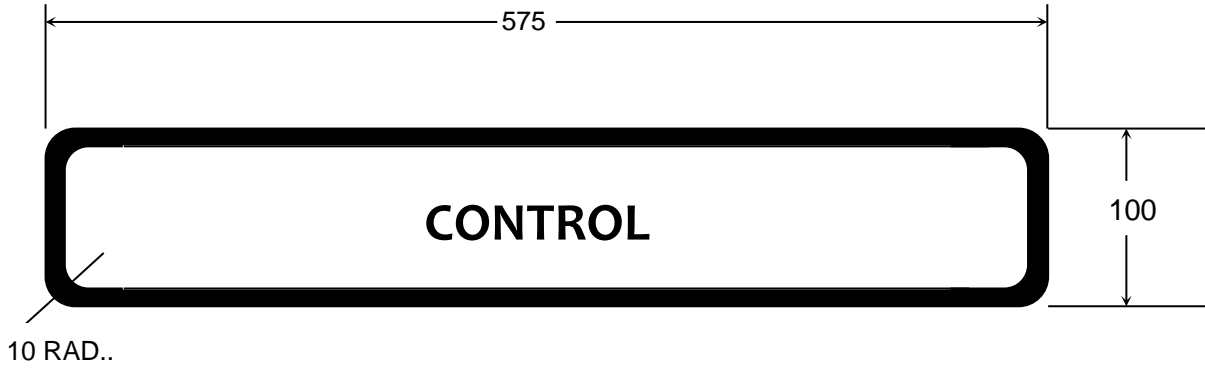
ALL DIMENSIONS IN MILLIMETRES

DIMENSIONS: BORDER THICKNESS = 7.5mm.
"AUX. SUPPLIES" TO BE 32.5mm FROM TOP EDGE,
LINES TO BE SEPARATED BY 10mm,
EACH LETTER TO BE 25mm HIGH.

MATERIALS: EMBOSSSED ALUMINIUM (ELECTRICITY NORTH WEST ES 356, TYPE D)
OR
TRAFFOLYTE (ELECTRICITY NORTH WEST ES 356, TYPE G).

- DETAILS:**
- 1 TEXT ON FRONT ONLY.
 - 2 33kV PANEL: GREEN BACKGROUND (BS 381C, No 228G).
11kV PANEL: RED BACKGROUND (BS 381C, No 537G).
6.6kV PANEL: BLUE BACKGROUND (BS 381C, No 166G).
 - 3 BORDER: WHITE.
 - 4 TEXT: WHITE.
- OR**
- 5 GENERAL PANEL: BLACK BORDER; BLACK TEXT; WHITE BACKGROUND.

**CONTROL-PANEL
MOUNTED NOTICE IN
SUBSTATION:
AUXILIARY SUPPLIES**



ALL DIMENSIONS IN MILLIMETRES

DIMENSIONS: BORDER THICKNESS = 7.5mm.
"CONTROL" TO BE 37.5mm FROM TOP EDGE,
EACH LETTER TO BE 25mm HIGH.

MATERIALS: EMBOSSED ALUMINIUM (ELECTRICITY NORTH WEST ES 356, TYPE D)
OR
TRAFFOLYTE (ELECTRICITY NORTH WEST ES 356, TYPE G).

DETAILS:

1	TEXT ON FRONT ONLY.
2	BACKGROUND: WHITE.
3	BORDER: BLACK.
4	TEXT: BLACK.

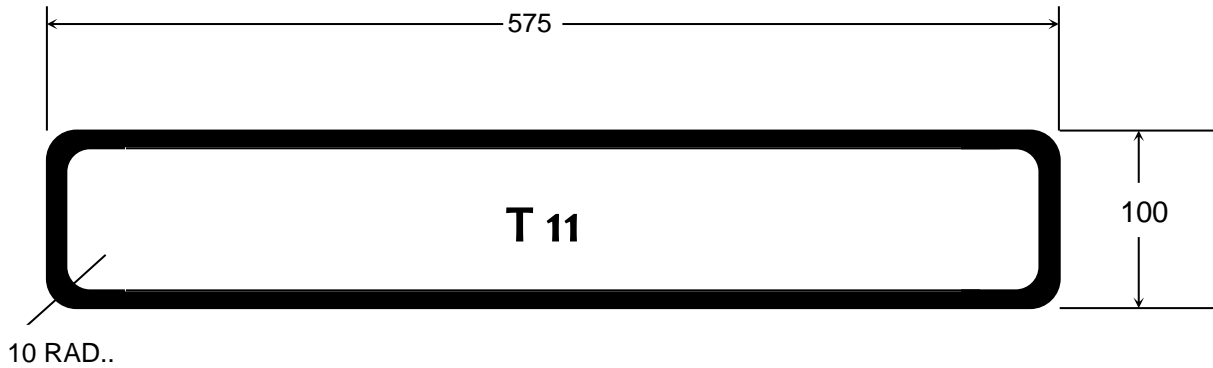
**CONTROL-PANEL
MOUNTED NOTICE IN
SUBSTATION:
CONTROL**



Scale
nts

Issue No. 1
Date 17/12/02

Drawing Number
ES356/31



ALL DIMENSIONS IN MILLIMETRES

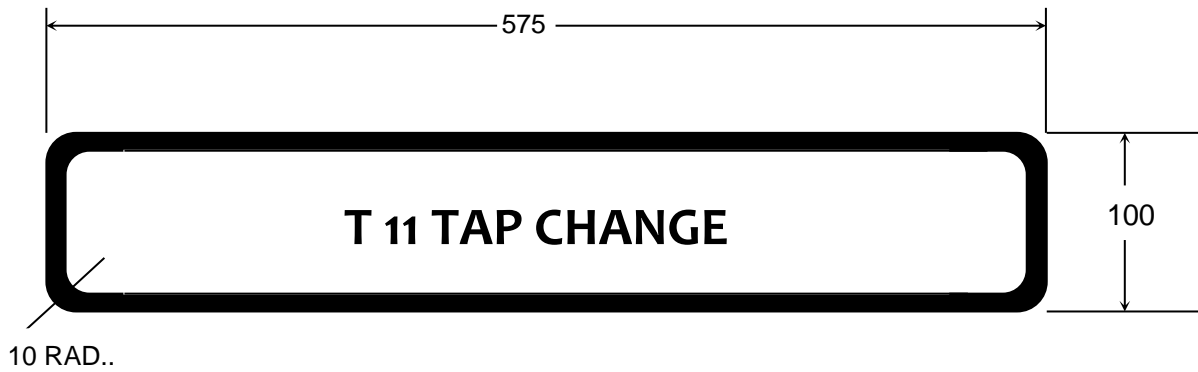
DIMENSIONS: BORDER THICKNESS = 7.5mm.
"T 11" TO BE 37.5mm FROM TOP EDGE,
EACH LETTER TO BE 25mm HIGH.

MATERIALS: EMBOSSED ALUMINIUM (ELECTRICITY NORTH WEST ES 356, TYPE D)
OR
TRAFFOLYTE (ELECTRICITY NORTH WEST ES 356, TYPE G).

DETAILS:

- 1 TEXT ON FRONT ONLY.
- 2 BACKGROUND: WHITE.
- 3 BORDER: BLACK.
- 4 TEXT: BLACK.
- 5 ALTERNATIVE TEXT: "T12/1&2";
"T11/1&2 ";
"T12".

**CONTROL-PANEL
MOUNTED NOTICE IN
SUBSTATION:
TRANSFORMER PANEL**



ALL DIMENSIONS IN MILLIMETRES

DIMENSIONS: BORDER THICKNESS = 7.5mm.
"T 11 TAP CHANGE" TO BE 37.5mm FROM TOP EDGE,
EACH LETTER TO BE 25mm HIGH.

MATERIALS: EMBOSSSED ALUMINIUM (ELECTRICITY NORTH WEST ES 356, TYPE D)
OR
TRAFFOLYTE (ELECTRICITY NORTH WEST ES 356, TYPE G).

DETAILS:

1	TEXT ON FRONT ONLY.
2	BACKGROUND: WHITE.
3	BORDER: BLACK.
4	TEXT: BLACK.
5	ALTERNATIVE TEXT: "T12 TAP CHANGE" OR "T13 TAP CHANGE".

**CONTROL-PANEL
MOUNTED NOTICE IN
SUBSTATION:
TAP CHANGE**




ALL DIMENSIONS IN MILLIMETRES

DIMENSIONS: INNER BORDER AND EDGE TO BE SEPARATED BY 7.5mm.
"11kV CONTROL" (OR "6.6kV CONTROL") 32.5mm FROM TOP EDGE,
LINES TO BE SEPARATED BY 10mm,
EACH LETTER TO BE 25mm HIGH.

MATERIALS: EMBOSSSED ALUMINIUM (ELECTRICITY NORTH WEST ES 356, TYPE D)
OR
TRAFFOLYTE (ELECTRICITY NORTH WEST ES 356, TYPE G).

- DETAILS:**
- 1 TEXT ON FRONT ONLY.
 - 2 BORDER: WHITE.
 - 3 11kV PANEL: RED BACKGROUND (BS 381C, No 537G).
6.6kV PANEL: BLUE BACKGROUND (BS 381C, No 166G).
 - 4 TEXT: WHITE.

**CONTROL-PANEL
MOUNTED NOTICE IN
SUBSTATION:
11kV CONTROL**



ALL DIMENSIONS IN MILLIMETRES

DIMENSIONS: 4 BOLT HOLES = 14mm DIAMETER.
 INNER BORDER AND EDGE TO BE SEPARATED BY 6mm.
 "ELECTRICITY NORTH WEST" LOGO TO BE 63mm FROM TOP OF PLATE,
 LOGO TO BE 60mm HIGH;
 "CABLES" TO BE 89mm FROM LOGO,
 "CABLES" TO BE IN 25mm HIGH LETTERS,

MATERIALS: BONDED LAMINATE OF PLASTIC WITH ALUMINIUM CORE
 (ELECTRICITY NORTH WEST ES 356, TYPE A)
 OR
 LEGEND INSET WITH GLASS REINFORCED PLASTIC
 (ELECTRICITY NORTH WEST ES 356, TYPE C)
 OR
 EMBOSSED ALUMINIUM (ELECTRICITY NORTH WEST ES 356, TYPE D).

DETAILS:

1	TEXT ON FRONT ONLY.
2	BACKGROUND: RED (BS 381C, No 537G).
3	TEXT: BLACK.

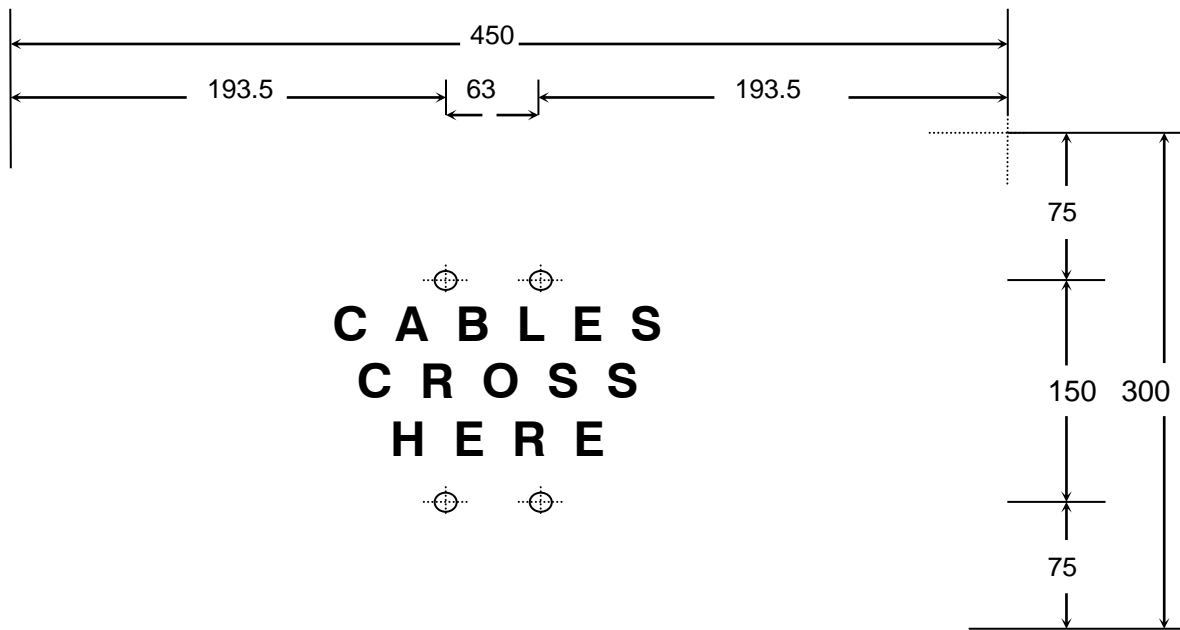
**CABLE NOTICE:
CABLE MARKER**



Scale
nts

Issue No. 1
Date 17/12/02

Drawing Number
ES356/35



ALL DIMENSIONS IN MILLIMETRES

DIMENSIONS: 4 BOLT HOLES = 14mm DIAMETER.
 INNER BORDER AND EDGE TO BE SEPARATED BY 6mm.
 "ELECTRICITY NORTH WEST" LOGO TO BE 19mm FROM TOP OF PLATE,
 LOGO TO BE 45mm HIGH;
 "CABLES" TO BE 25mm FROM LOGO,
 "CABLES CROSS HERE" TO BE IN 25mm HIGH LETTERS,
 EACH LINE TO BE SEPARATED BY 22mm.

MATERIALS: BONDED LAMINATE OF PLASTIC WITH ALUMINIUM CORE
 (ELECTRICITY NORTH WEST ES 356, TYPE A)
 OR
 LEGEND INSET WITH GLASS REINFORCED PLASTIC
 (ELECTRICITY NORTH WEST ES 356, TYPE C)
 OR
 EMBOSSED ALUMINIUM (ELECTRICITY NORTH WEST ES 356, TYPE D).

DETAILS:

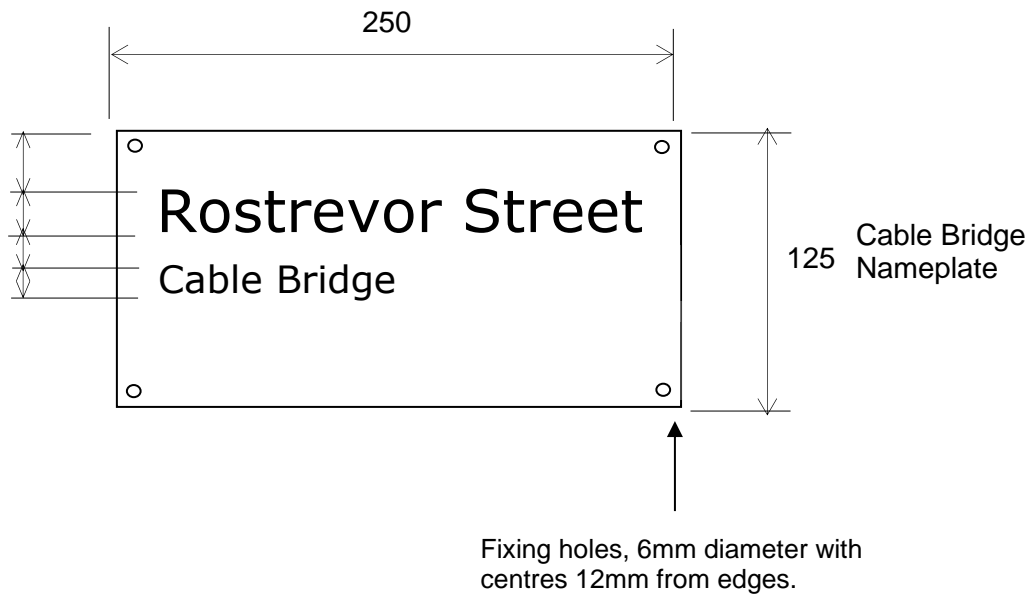
1	TEXT ON FRONT ONLY.
2	BACKGROUND: RED (BS 381C, No 537G).
3	TEXT: BLACK.

**CABLE NOTICE:
CABLE CROSSING**

Scale
nts

Issue No. 1
Date 17/12/02

Drawing Number
ES356/36



This nameplate will normally be used together with the universal property plate, as described by Drawing No. 356/1A

ALL DIMENSIONS IN MILLIMETRES

METHOD OF MANUFACTURE:

TO BE MANUFACTURED AS A FLAT PANEL FROM 1.5mm ALUMINIUM (ELECTRICITY NORTH WEST ES 356, TYPE L).

FRONT FACE: WHITE BACKGROUND, STOVE ENAMELLED. GRAPHICS (TYPE AND LOGO) TO BE SILK-SCREENED IN BLACK STOVING INK TO ACHIEVE MAXIMUM LIGHTFASTNESS.

REVERSE: GREY, STOVE ENAMELLED.

GRAPHIC ELEMENTS:

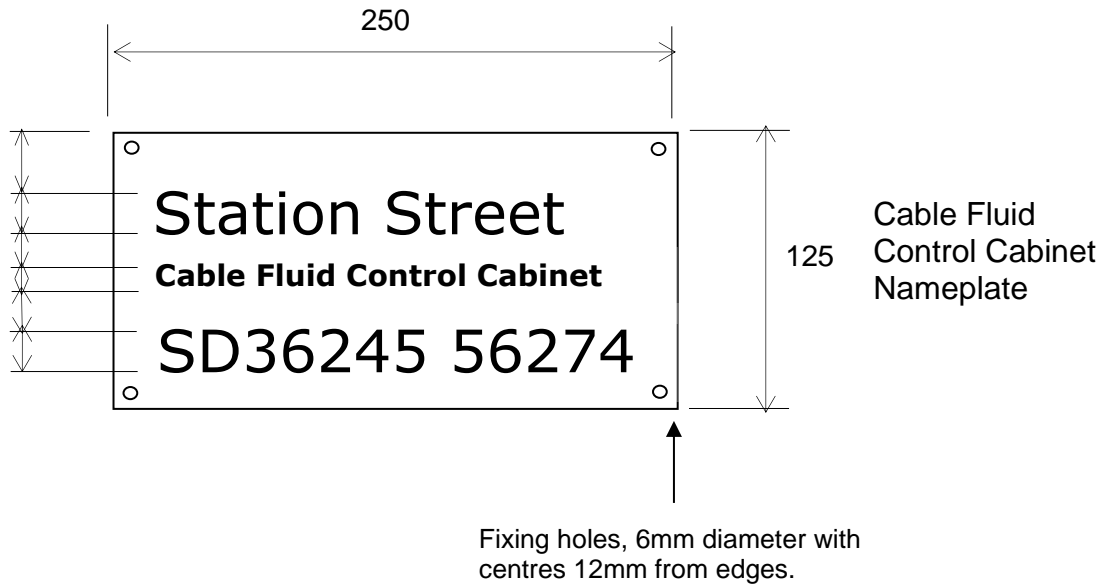
ALL GRAPHIC ELEMENTS MUST CONFORM TO FONTS, SIZES AND POSITIONING AS INDICATED.

TYPEFACE: SANS SERIF EF SEMI-BOLD CAPITALS AND NUMERALS, UPPER AND LOWER CASE, JUSTIFIED LEFT TO 20mm.

COLOUR: BLACK ONLY.

DIGITAL ARTWORK TEMPLATE TO BE PROVIDED IN ADOBE ILLUSTRATOR 8.0.1 OR LATER, FROM WHICH SUPPLIER IS TO CREATE ARTWORK.

ARTWORK MUST NOT BE CREATED IN ANY OTHER WAY.



This nameplate will normally be used together with the universal property plate, as described by Drawing No. 356/1A

ALL DIMENSIONS IN MILLIMETRES

METHOD OF MANUFACTURE:

TO BE MANUFACTURED AS A FLAT PANEL FROM 1.5mm ALUMINIUM (ELECTRICITY NORTH WEST ES 356, TYPE L).

FRONT FACE: WHITE BACKGROUND, STOVE ENAMELLED. GRAPHICS (TYPE AND LOGO) TO BE SILK-SCREENED IN BLACK STOVING INK TO ACHIEVE MAXIMUM LIGHTFASTNESS.

REVERSE: GREY, STOVE ENAMELLED.

GRAPHIC ELEMENTS:

ALL GRAPHIC ELEMENTS MUST CONFORM TO FONTS, SIZES AND POSITIONING AS INDICATED.

TYPEFACE: SANS SERIF EF SEMI-BOLD CAPITALS AND NUMERALS, UPPER AND LOWER CASE, JUSTIFIED LEFT TO 20mm.

COLOUR: BLACK ONLY.

DIGITAL ARTWORK TEMPLATE TO BE PROVIDED IN ADOBE ILLUSTRATOR 8.0.1 OR LATER, FROM WHICH SUPPLIER IS TO CREATE ARTWORK.

ARTWORK MUST NOT BE CREATED IN ANY OTHER WAY.

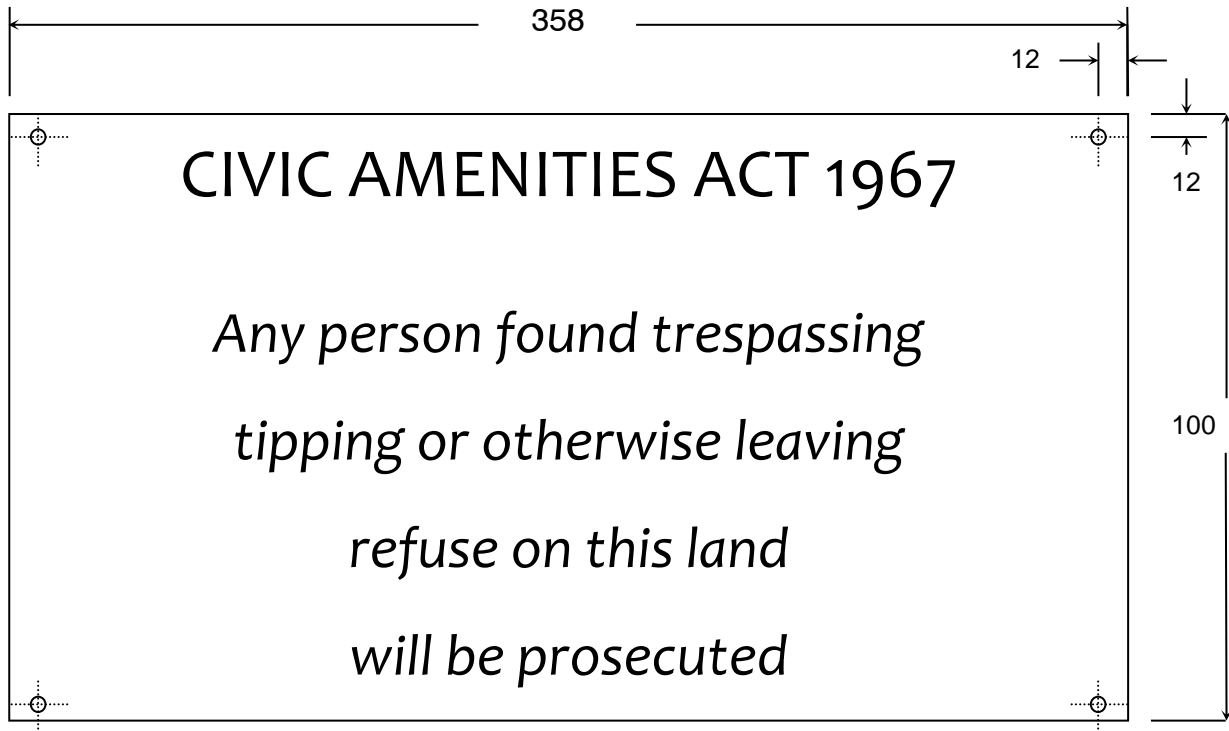
**CABLE FLUID CONTROL
CABINET NAMEPLATE**



Scale
nts

Issue No. 2
Date 15/07/2010

Drawing Number
ES356/39



ALL DIMENSIONS IN MILLIMETRES

DIMENSIONS: FOUR SCREW HOLES = 6mm DIAMETER.
LETTERING AND LINE SPACING TO BE PROPORTIONED FROM DRAWING.

MATERIALS: BONDED LAMINATE OF PLASTIC WITH ALUMINIUM CORE
(ELECTRICITY NORTH WEST ES 356, TYPE A)
OR
LEGEND INSET WITH GLASS REINFORCED PLASTIC
(ELECTRICITY NORTH WEST ES 356, TYPE C)
OR
EMBOSSED ALUMINIUM (ELECTRICITY NORTH WEST ES 356, TYPE D).

DETAILS:

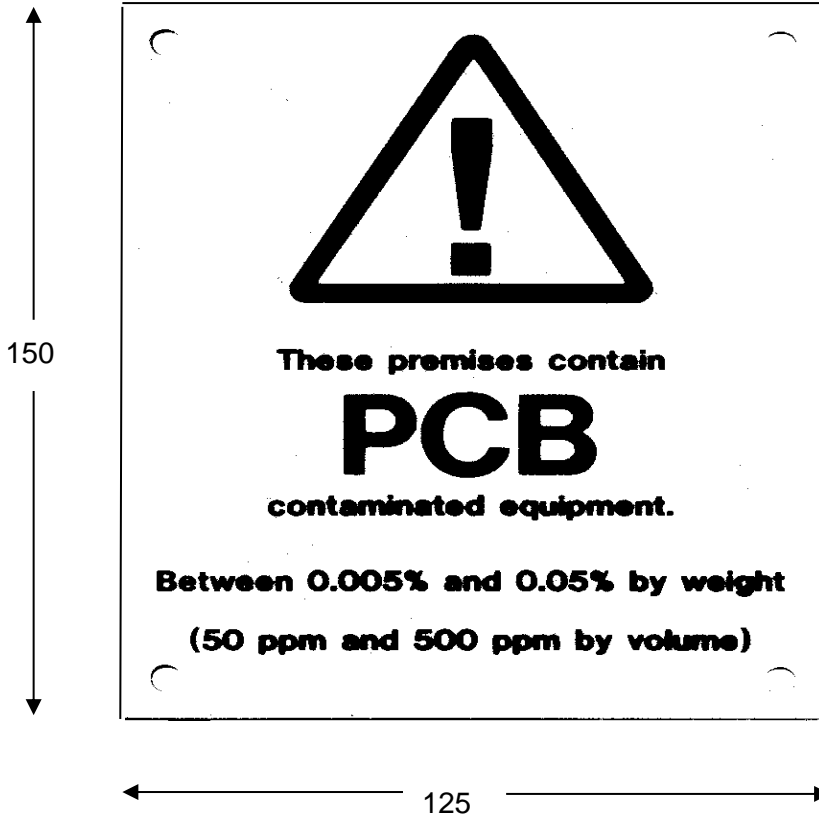
1	TEXT ON FRONT ONLY.
2	BACKGROUND: WHITE.
3	TEXT: BLACK.

**MISCELLANEOUS NOTICE:
CIVIC AMENITY**

Scale
nts

Issue No. 1
Date 17/12/02

Drawing Number
ES356/40



ALL DIMENSIONS IN MILLIMETRES

DIMENSIONS: FOUR SCREW HOLES, 6mm DIAMETER WITH CENTRES 8mm FROM EACH EDGE. LETTERING AND LINE SPACING TO BE PROPORTIONED FROM DRAWING.

MATERIALS: BONDED LAMINATE OF PLASTIC WITH ALUMINIUM CORE (ELECTRICITY NORTH WEST ES 356, TYPE A)
OR
LEGEND INSET WITH GLASS REINFORCED PLASTIC (ELECTRICITY NORTH WEST ES 356, TYPE C)
OR
EMBOSSSED ALUMINIUM (ELECTRICITY NORTH WEST ES 356, TYPE D).

DETAILS:

- 1 TEXT AND SYMBOL ON FRONT ONLY.
- 2 BACKGROUND: YELLOW (BS 381C, No 355G).
- 3 SYMBOL AND TEXT: BLACK.

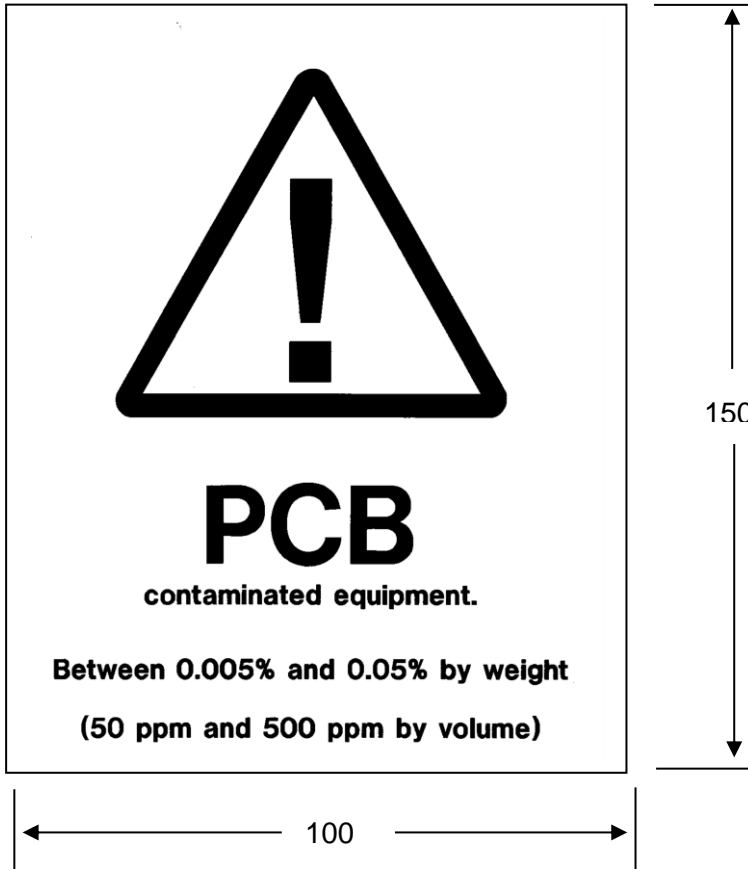


PCB NOTICE FOR SUBSTATIONS

Scale
nts

Issue No. 1
Date 17/12/02

Drawing Number
ES356/41



ALL DIMENSIONS IN MILLIMETRES

MATERIALS: SELF-ADHESIVE LABEL (ELECTRICITY NORTH WEST ES 356, TYPE E).

- DETAILS:**
- 1 TEXT ON FRONT ONLY.
 - 2 BACKGROUND: YELLOW (BS 381C, No 355G).
 - 3 SYMBOL: BLACK.
 - 4 TEXT: BLACK.

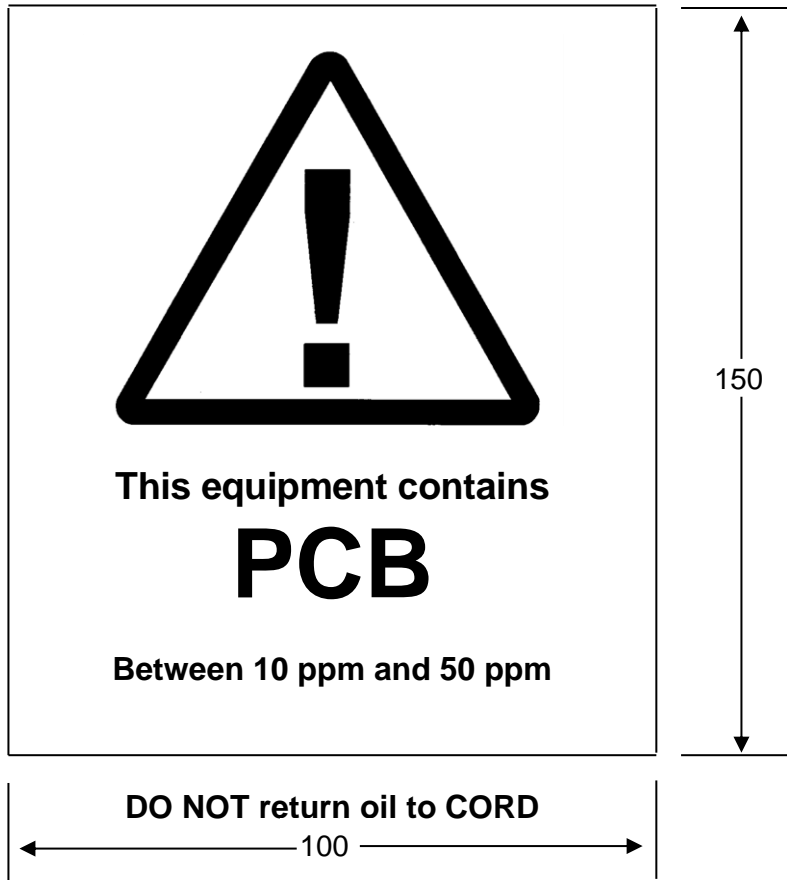


PLANT LABEL:
PCB (50 ppm to 500 ppm)

Scale
nts

Issue No. 1
Date 17/12/02

Drawing Number
ES356/42



ALL DIMENSIONS IN MILLIMETRES

MATERIALS: SELF-ADHESIVE LABEL (ELECTRICITY NORTH WEST ES 356, TYPE E).

- DETAILS:**
- 1 TEXT ON FRONT ONLY.
 - 2 BACKGROUND: YELLOW (BS 381C, No 355G).
 - 3 SYMBOL: BLACK.
 - 4 TEXT: BLACK.

PLANT LABEL:
PCB (10 ppm to 50 ppm)



Scale

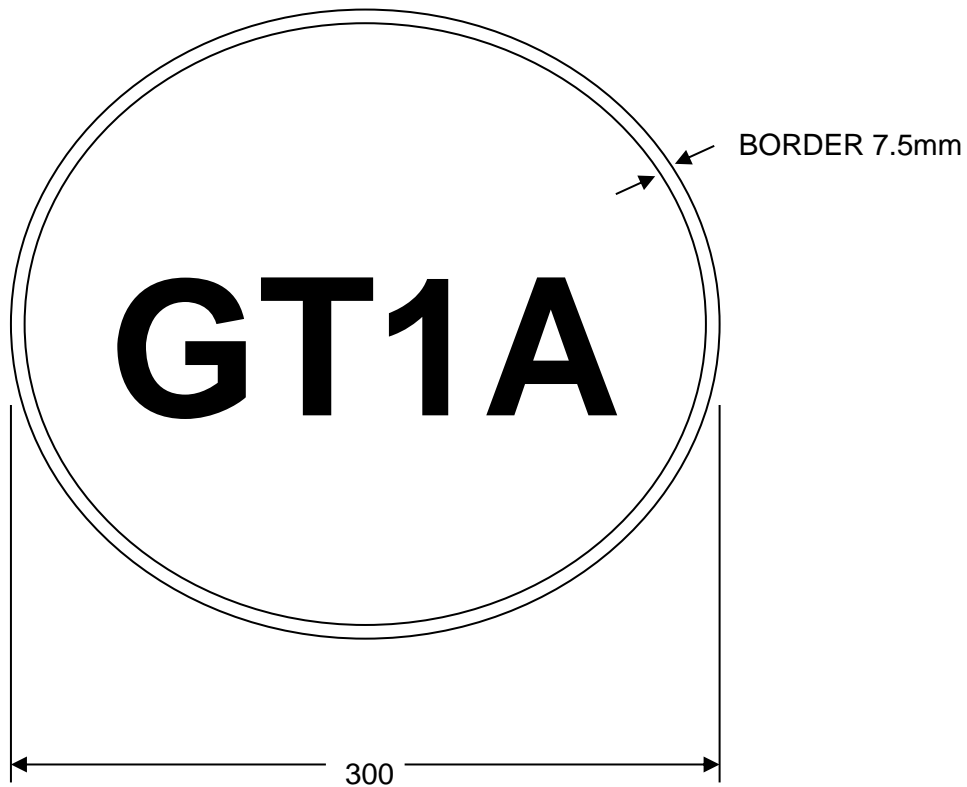
nts

Issue No. 1

Date 17/12/02

Drawing Number

ES356/43



ALL DIMENSIONS IN MILLIMETRES

MATERIALS: EMBOSSED ALUMINIUM (ELECTRICITY NORTH WEST ES 356, TYPE D).

- DETAILS:**
- 1 TEXT: WHITE AND APPROXIMATELY 100mm HIGH IF ONE LINE OR APPROXIMATELY 50mm HIGH IF TWO LINES.
 - 2 BACKGROUND: COLOUR TO RELATE TO HIGHER OF VOLTAGES INVOLVED AS FOLLOWS:
 132kV: BLACK .
 33kV : GREEN (BS 381C, No 228G).
 11kV : RED (BS 381C, No 537G).
 6.6kV : BLUE (BS 381C, No 166G).
 - 3 BORDER: WHITE.
 - 4 INSCRIPTION ON ONE OR TWO LINES, E.G.

ONE LINE	GT1	GT1A	T11	T11A	120
TWO LINES	NETWORK T1	NER T11	FT T11	AUX T11	EARTHING T11



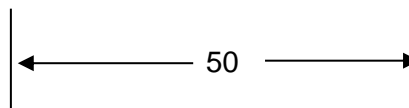
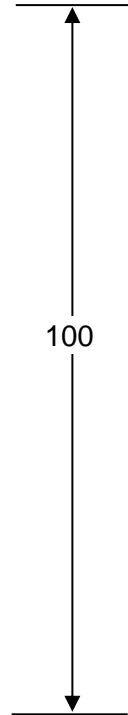
Scale
nts

**PLANT IDENTIFICATION
LABEL**

Issue No. 1
Date 28/8/03

Drawing Number
ES356/44

ELECTRICITY NORTH WEST			
LAST FULL MAINTENANCE CARRIED OUT IN:	2011	<	
	2012	<	
	2013	<	
	2014	<	
	2015	<	
Clip or punch at side of month & year	2016	<	
	2017	<	
	2018	<	
	> JAN	2019	<
	> FEB	2020	<
> MAR	2021	<	
> APR	2022	<	
> MAY	2023	<	
> JUN	2024	<	
> JUL	2025	<	
> AUG	2026	<	
> SEP	2027	<	
> OCT	2028	<	
> NOV	2029	<	
> DEC	2030	<	



ALL DIMENSIONS IN MILLIMETRES

MATERIALS: 0.5mm ALUMINIUM PLATE WITH SELF-ADHESIVE BACKING.

DETAILS: 1 TEXT SCREEN PRINTED ON FRONT ONLY IN BLACK 2 PART INKS.
2 BACKGROUND: METALLIC.

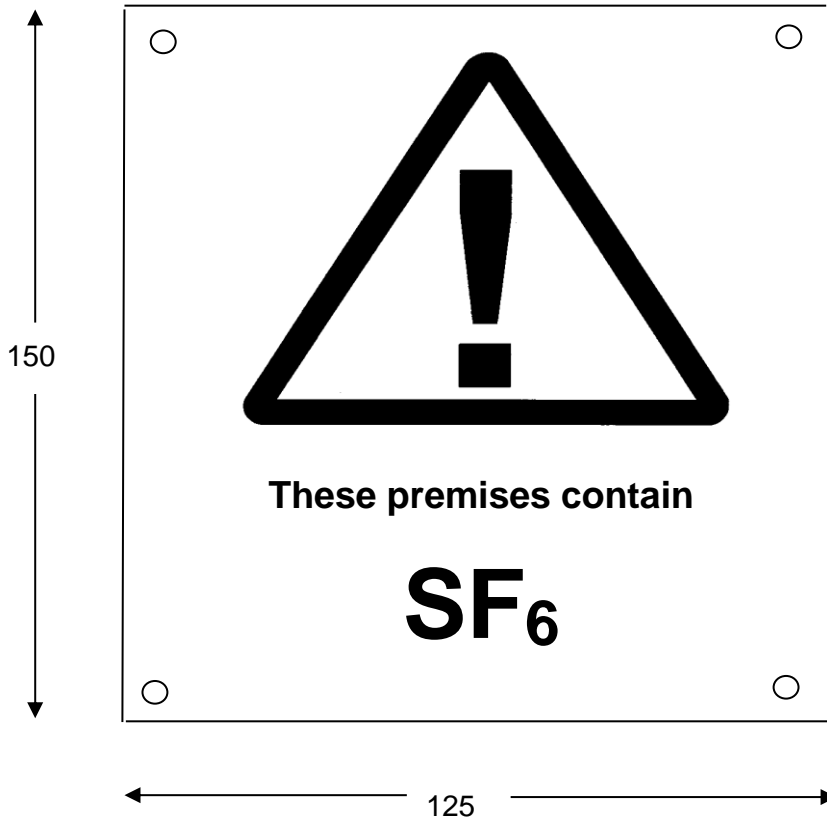
“MAINTENANCE COMPLETION DATE” LABEL



Scale
nts

Issue No. 2
Date 13/04/11

Drawing Number
ES356/45



ALL DIMENSIONS IN MILLIMETRES

DIMENSIONS: FOUR SCREW HOLES, 6mm DIAMETER WITH CENTRES 8mm FROM EACH EDGE. LETTERING AND LINE SPACING TO BE PROPORTIONED FROM DRAWING.

MATERIALS: BONDED LAMINATE OF PLASTIC WITH ALUMINIUM CORE (ELECTRICITY NORTH WEST ES 356, TYPE A)
OR
LEGEND INSET WITH GLASS REINFORCED PLASTIC (ELECTRICITY NORTH WEST ES 356, TYPE C)
OR
EMBOSSSED ALUMINIUM (ELECTRICITY NORTH WEST ES 356, TYPE D).

DETAILS:

- 1 TEXT AND SYMBOL ON FRONT ONLY.
- 2 BACKGROUND: YELLOW (BS 381C, No 355G).
- 3 SYMBOL AND TEXT: BLACK.

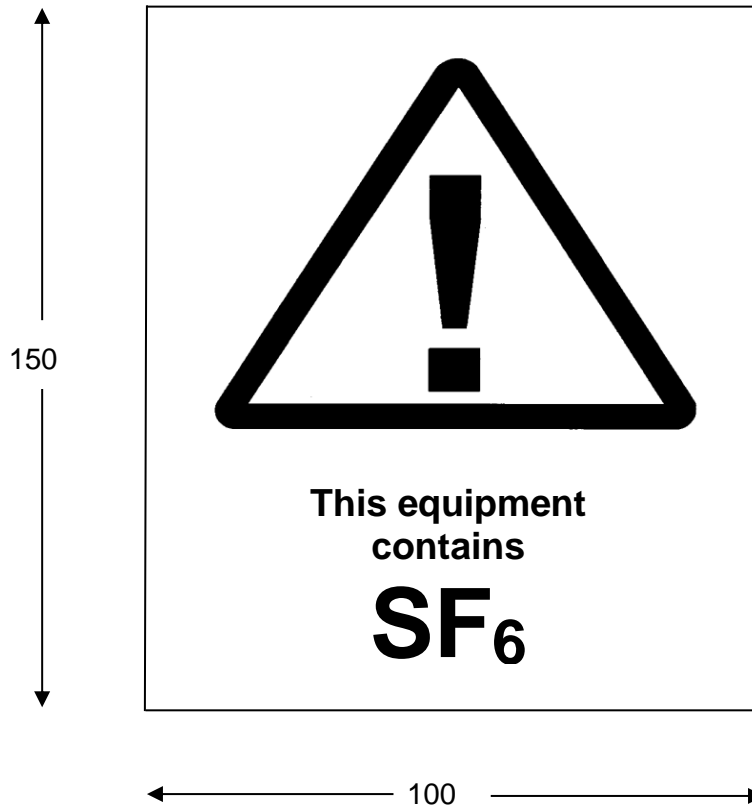
**SF₆ NOTICE FOR
SUBSTATIONS**



Scale
nts

Issue No. 1
Date 28/05/04

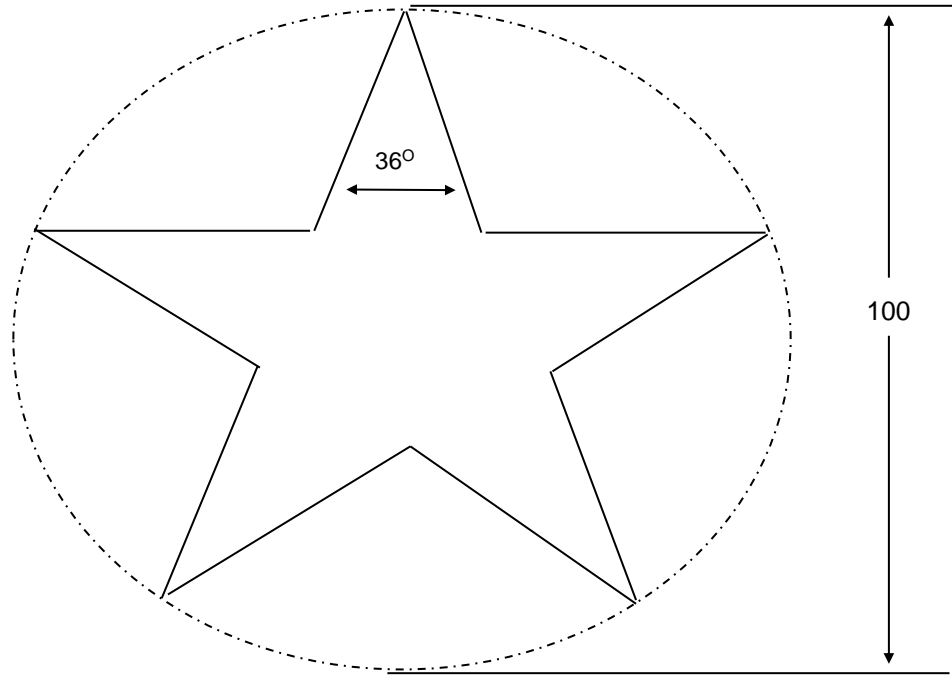
Drawing Number
ES356/46



ALL DIMENSIONS IN MILLIMETRES

MATERIALS: SELF-ADHESIVE LABEL (ELECTRICITY NORTH WEST ES356, TYPE E)

- DETAILS:**
- 1 TEXT ON FRONT ONLY.
 - 2 BACKGROUND: YELLOW (BS 381C, No 355G).
 - 3 SYMBOL: BLACK.
 - 4 TEXT: BLACK.



ALL DIMENSIONS IN MILLIMETRES

DIMENSIONS: AS SHOWN ABOVE.

MATERIALS: SELF-ADHESIVE LABEL (ELECTRICITY NORTH WEST ES 356, TYPE E).

DETAILS: COLOUR: GOLDEN YELLOW (BS 381C, No 356).

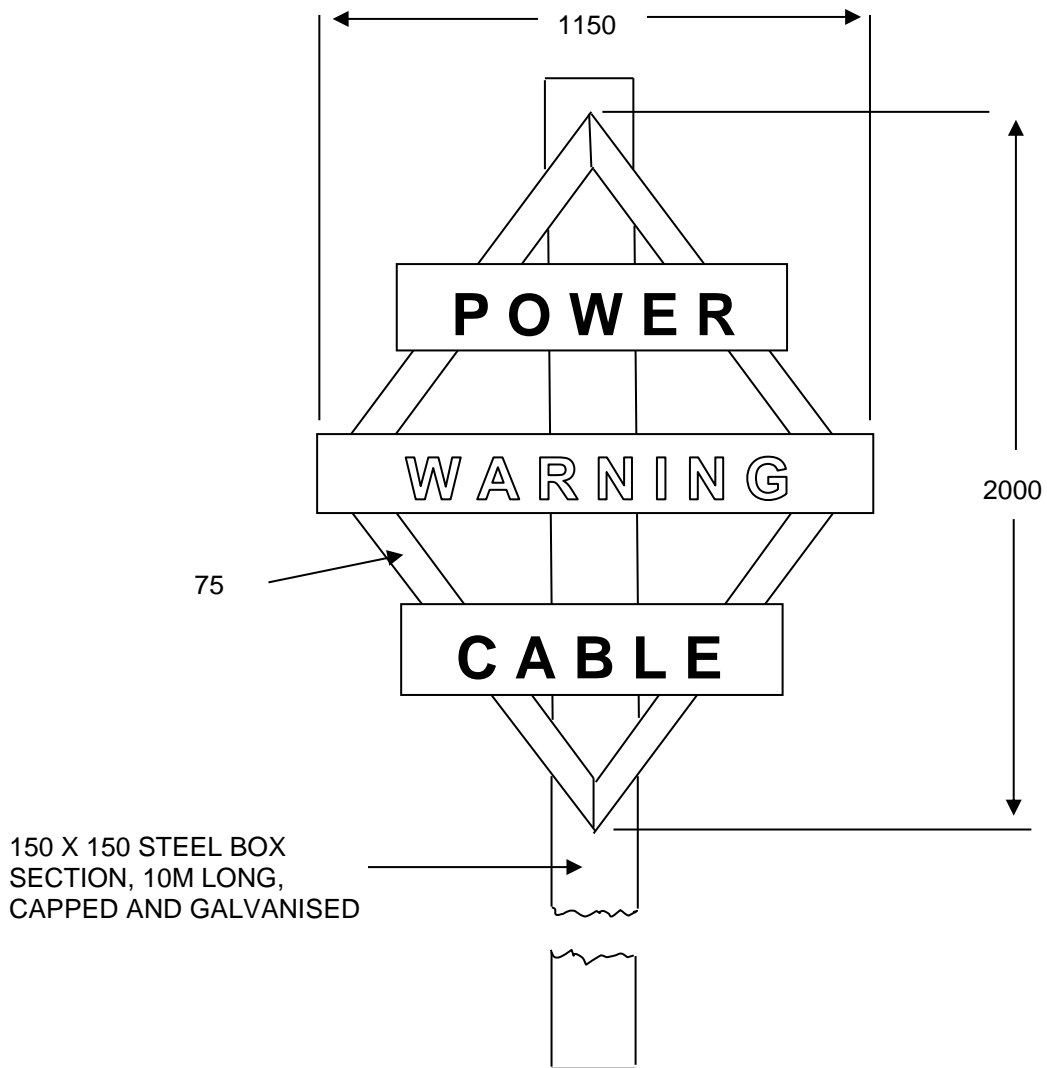
**LABEL FOR SWITCHGEAR
WITH OPERATIONAL
LIMITATIONS**

Scale
nts



Issue No. 1
Date 28/05/04

Drawing Number
ES356/48



ALL DIMENSIONS IN MILLIMETRES

DIMENSIONS: AS SHOWN.

MATERIALS: AS INDICATED ABOVE AND ON SHEETS 2 AND 3.

DETAILS: SEE SHEETS 2 AND 3.

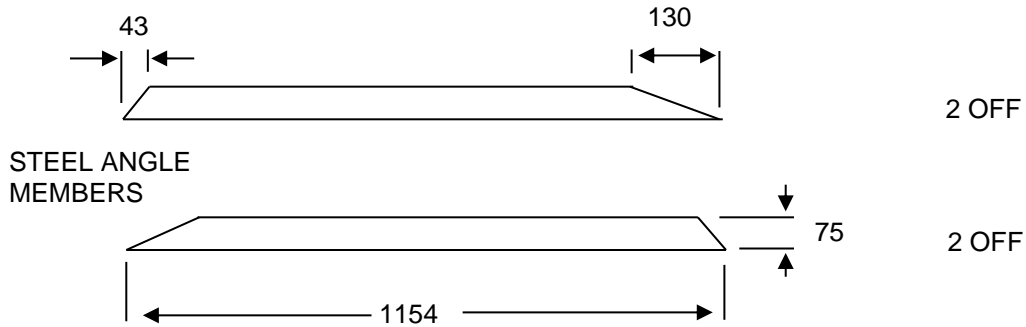
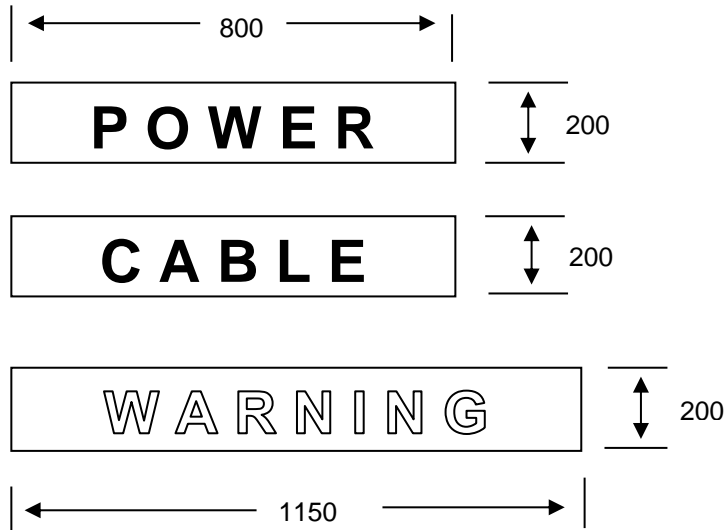
**CABLE CROSSING -
WARNING TO SHIPPING**
(SHEET 1 OF 3)

**Electricity
north west**

Scale
nts

Issue No. 1
Date 26/7/04

Drawing Number
ES356/49A



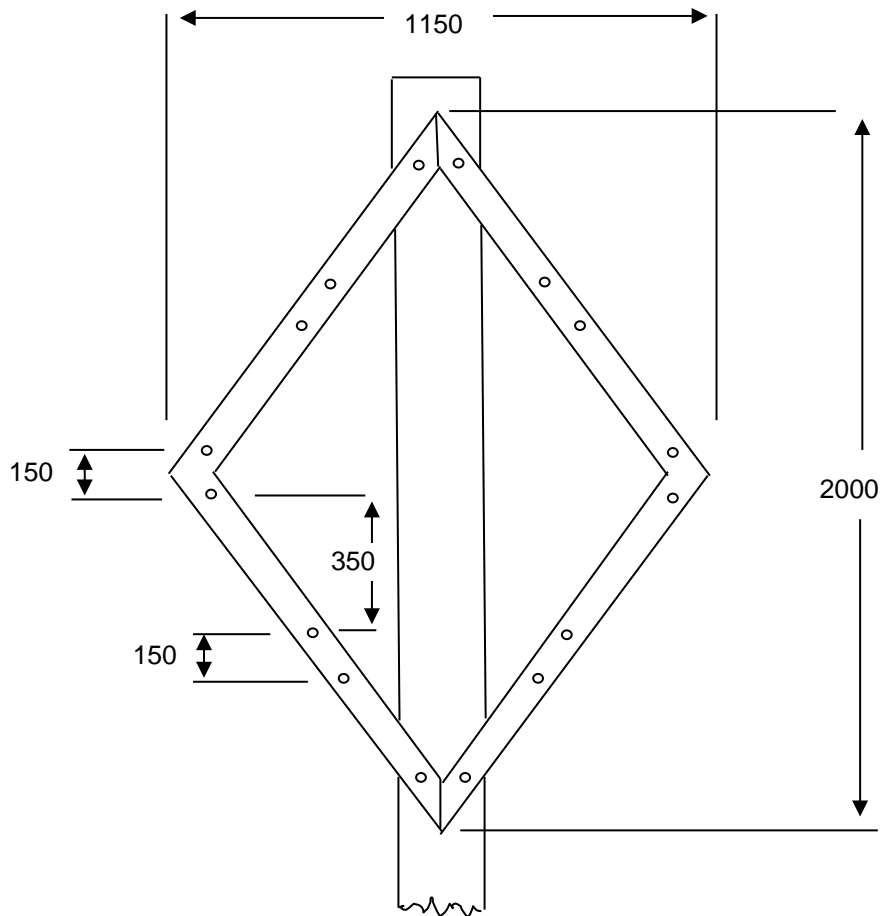
ALL DIMENSIONS IN MILLIMETRES

DIMENSIONS: AS SHOWN.

MATERIALS: LEGEND PLATES - 16SWG ALUMINIUM.
FRAMEWORK - FABRICATED FROM 75X75 STEEL ANGLE.

DETAILS: FRONT FACE OF PLATES FINISHED IN YELLOW TO BS381C 356.
REVERSE FACE OF PLATES FINISHED IN GREY STOVE ENAMEL.
"WARNING" IN RED TO BS381C 538.

**CABLE CROSSING -
WARNING TO SHIPPING**
(SHEET 2 OF 3)



ALL DIMENSIONS IN MILLIMETRES

DETAILS: HOLE POSITIONS AS INDICATED.
FOUR HOLES FOR BOLTING FRAMEWORK TO THE BOX SECTION
SUPPORT TO BE 10MM DIAM.
OTHER HOLES TO BE 6MM DIAM.

**CABLE CROSSING -
WARNING TO SHIPPING**
(SHEET 3 OF 3)



WARNING ASBESTOS HAZARD

LOOSE ASBESTOS-CONTAINING MATERIAL HAS BEEN LOCATED IN THIS SUBSTATION AND THERE IS A RISK OF SIGNIFICANT CONCENTRATIONS OF AIRBORNE ASBESTOS FIBRES BEING GENERATED BY ANY WORK ACTIVITIES IN THE SUBSTATION.

YOU MUST CONTACT ENGINEERING CONTROL (0161 228 2628) FOR FURTHER INSTRUCTIONS BEFORE CARRYING OUT ANY WORK IN THIS SUBSTATION.

ENTRY CAN ONLY BE GAINED TO THIS SITE IN COMPLIANCE WITH ELECTRICITY NORTH WEST' POLICIES AND PROCEDURES ON THE MANAGEMENT OF ASBESTOS

DIMENSIONS: A4 (210mm x 297mm)

MATERIALS: BONDED LAMINATE OF PLASTIC WITH PLASTIC CORE (ELECTRICITY NORTH WEST ES356, TYPE B)
OR
SCREEN PRINTED 3mm PLASTIC (ELECTRICITY NORTH WEST ES 356, TYPE K).

DETAILS:

1	DETAILS TO BE PRINTED ON THE FRONT OF THE SIGN.
2	NO DETAILS TO BE PRINTED ON THE BACK OF THE SIGN.
3	BACKGROUND: WHITE.
4	TEXT: BLACK.
5	LOGO: BLACK.



Scale
nts

**ASBESTOS SITE
WARNING SIGN**

Issue No. 1
Date 10/3/05

Drawing Number
ES356/50

Electricity north west

WALK-THROUGH ASBESTOS SURVEY

RECORD OF ASBESTOS-CONTAINING MATERIALS

SUBSTATION NAME		ID NUMBER	OHEC REFERENCE					
DATE SURVEYED	PRESENT Y / N?		CONDITION					
SUSPECT ACM's	LOCATION	GOOD		FAIR		POOR		
		S	RS	S	RS	S	RS	
CABLE-TAPE								
'BAKELITE' OR SIMILAR MATERIAL								
CABLE CONDUITS								
CEILING PANELS								
OTHER PANELS								
'DURA-STEEL' PANELS								
SOFT PACKING MATERIAL								
ROOF SHEETS								
SOFFITS								
GUTTERS								
DOWNSPOUTS								
ROOFING FELT								
LOOSE DEBRIS / CONTAMINATION			REMOVAL OR DECONTAMINATION RECOMMENDED?					

HV = High Voltage Switchgear	LV = Low Voltage Board	MB = Meter Board	IB = Isolation Board	T = Transformer
I = Found Internally	E = Found Externally	RS = Requires Sealing	S = Sealed	

LV SWITCHGEAR / ACB CONTAINS ACM?	YES	NO	UNKNOWN (ASSUME ASBESTOS IS PRESENT)
HV SWITCHGEAR CONTAINS ACM?	YES	NO	UNKNOWN (ASSUME ASBESTOS IS PRESENT)
TRANSFORMER CONTAINS ACM?	YES	NO	UNKNOWN (ASSUME ASBESTOS IS PRESENT)
LV BOARD CONTAINS ACM?	YES	NO	UNKNOWN (ASSUME ASBESTOS IS PRESENT)

DIMENSIONS: A4 (210mm x 297mm)

MATERIALS: BONDED LAMINATE OF PLASTIC WITH PLASTIC CORE (ELECTRICITY NORTH WEST ES356, TYPE B)
OR
SCREEN PRINTED 3mm PLASTIC (ELECTRICITY NORTH WEST ES 356, TYPE K).

DETAILS: 1 DETAILS TO BE PRINTED ON THE FRONT OF THE SIGN ONLY.
2 BACKGROUND: WHITE. TEXT AND LOGO: BLACK.




ASBESTOS SITE INFORMATION SIGN

Scale
nts

Issue No. 1
Date 10/3/05

Drawing Number
ES356/51



ALL DIMENSIONS IN MILLIMETRES

MATERIALS: SELF-ADHESIVE LABEL (ELECTRICITY NORTH WEST ES 356, TYPE E).

- DETAILS:**
- 1 TEXT ON FRONT ONLY.
 - 2 BACKGROUND: YELLOW (BS 381C, No 355G).
 - 3 ELECTRICITY NORTH WEST LOGO: BLACK
 - 4 TRIANGLE AND "FLASH": BLACK.
 - 5 TEXT: BLACK.
 - 6 LINE SPACING TO BE PROPORTIONED FROM DRAWING.

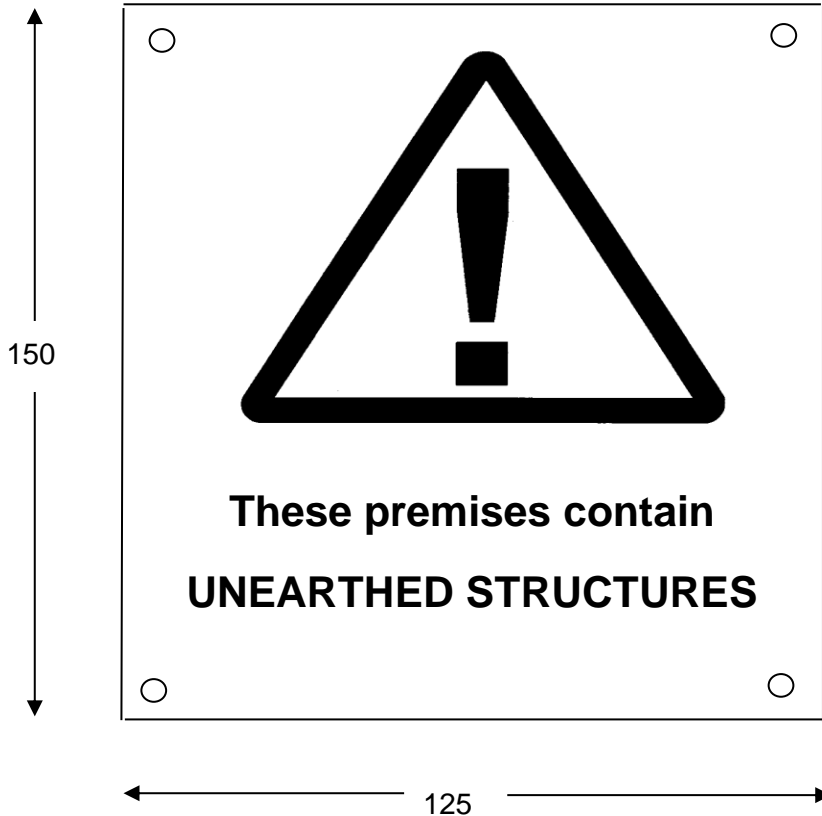
**OPERATIONAL NOTICE:
Independent Distribution
Network Operator Warning**



Scale
nts

Issue No. 1
Date 17/03/06

Drawing Number
ES356/52



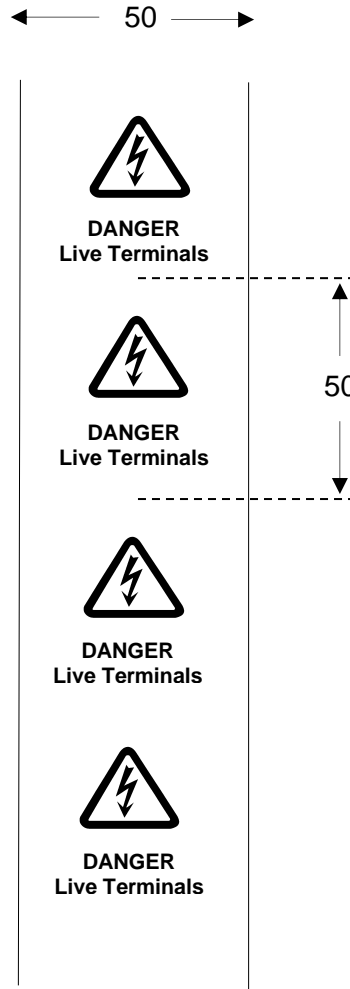
ALL DIMENSIONS IN MILLIMETRES

DIMENSIONS: FOUR SCREW HOLES, 6mm DIAMETER WITH CENTRES 8mm FROM EACH EDGE. LETTERING AND LINE SPACING TO BE PROPORTIONED FROM DRAWING.

MATERIALS: BONDED LAMINATE OF PLASTIC WITH ALUMINIUM CORE (ELECTRICITY NORTH WEST ES 356, TYPE A)
OR
LEGEND INSET WITH GLASS REINFORCED PLASTIC (ELECTRICITY NORTH WEST ES 356, TYPE C)
OR
EMBOSSSED ALUMINIUM (ELECTRICITY NORTH WEST ES 356, TYPE D).

DETAILS:

1	TEXT AND SYMBOL ON FRONT ONLY.
2	BACKGROUND: YELLOW (BS 381C, No 355G).
3	SYMBOL AND TEXT: BLACK.



ALL DIMENSIONS IN MILLIMETRES

DIMENSIONS: LETTERING AND SPACING TO BE PROPORTIONED FROM DRAWING. LABEL REPEATED ON STRIP.

MATERIALS: SELF-ADHESIVE VINYL.

- DETAILS:**
- 1 TRIANGLE, FLASH AND TEXT ALL IN BLACK.
 - 2 BACKGROUND: YELLOW.
 - 3 SUPPLIED ON A ROLL FOR CUTTING OFF AS AND WHEN REQUIRED.

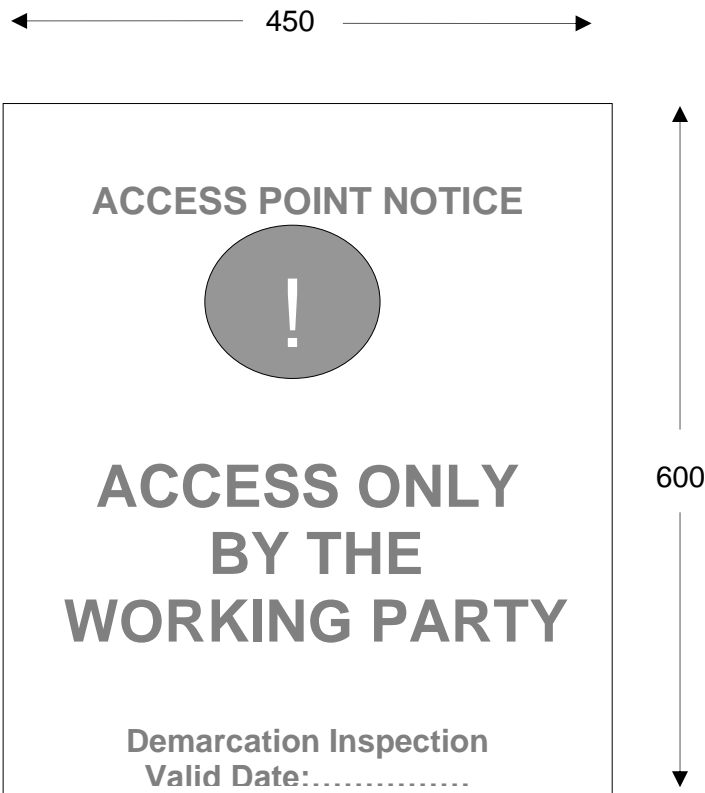
**OPERATIONAL NOTICE
(PANELS):
DANGER - Live Terminals**



Scale
nts

Issue No. 1
Date 01/10/07

Drawing Number
ES356/54



ALL DIMENSIONS IN MILLIMETRES

DIMENSIONS: LETTERING AND SPACING TO BE PROPORTIONED FROM DRAWING

MATERIALS: BONDED LAMINATE WITH PLASTIC CORE (ELECTRICITY NORTH WEST ES 356, TYPE B)
OR
SCREEN PRINTED 3mm PLASTIC (ELECTRICITY NORTH WEST ES 356, TYPE K).

DETAILS:

- 1 BLUE LETTERING ON WHITE BACKGROUND.
- 2 WHITE “!” IN BLUE CIRCLE.
- 3 MOUNTED ON A FREE STANDING, COLLAPSIBLE “A” FRAME, MADE OF PLASTIC AND COMPATIBLE WITH SIGNS ES356/56 AND ES356/57.

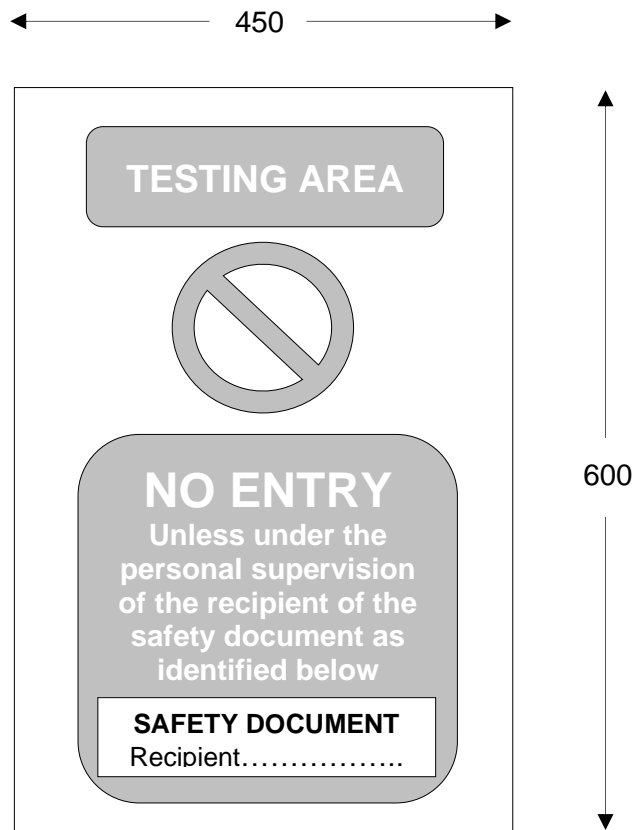


OPERATIONAL NOTICE:
ACCESS POINT

Scale
nts

Issue No. 1
Date 01/10/07

Drawing Number
ES356/55



ALL DIMENSIONS IN MILLIMETRES

DIMENSIONS: LETTERING AND SPACING TO BE PROPORTIONED FROM DRAWING

MATERIALS: BONDED LAMINATE WITH PLASTIC CORE (ELECTRICITY NORTH WEST ES 356, TYPE B)
OR
SCREEN PRINTED 3mm PLASTIC (ELECTRICITY NORTH WEST ES 356, TYPE K).

DETAILS:

- 1 MAIN BACKGROUND: WHITE.
- 2 "TESTING AREA" IN WHITE LETTERING ON RED BACKGROUND.
- 3 PROHIBITION CIRCLE IN RED.
- 4 "NO ENTRY" AND ASSOCIATED TEXT IN WHITE LETTERING ON RED BACKGROUND.
- 5 "SAFETY DOCUMENT" IN BLACK LETTERING ON WHITE BACKGROUND.
- 6 MOUNTED ON A FREE STANDING, COLLAPSIBLE "A" FRAME, MADE OF PLASTIC AND COMPATIBLE WITH SIGNS ES356/55 AND ES356/57.

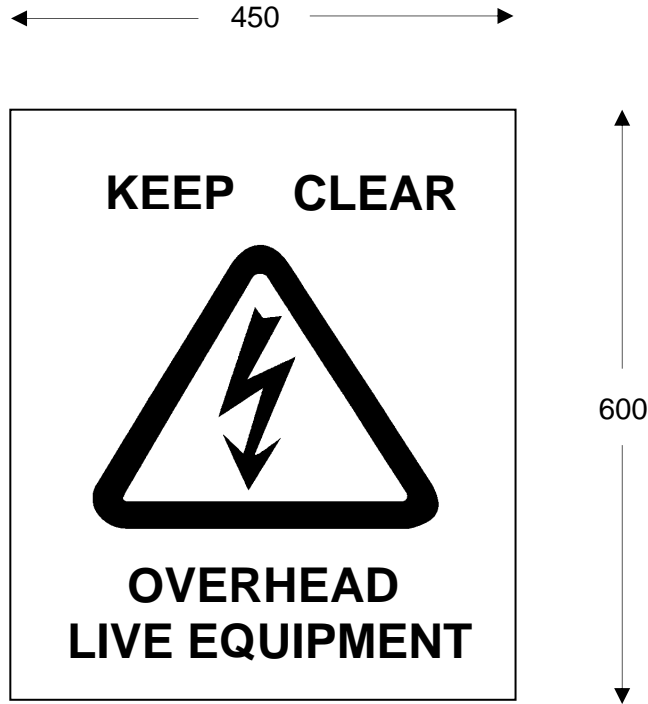


Scale
nts

**OPERATIONAL
NOTICE: TESTING AREA**

Issue No. 1
Date 01/10/07

Drawing Number
ES356/56



ALL DIMENSIONS IN MILLIMETRES

DIMENSIONS: LETTERING AND SPACING TO BE PROPORTIONED FROM DRAWING

MATERIALS: BONDED LAMINATE WITH PLASTIC CORE (ELECTRICITY NORTH WEST ES 356, TYPE B) OR SCREEN PRINTED 3mm PLASTIC (ELECTRICITY NORTH WEST ES 356, TYPE K).

- DETAILS:**
- 1 YELLOW BACKGROUND (BS 381C, No 355G).
 - 2 BLACK "FLASH" AND TRIANGLE.
 - 3 BLACK TEXT.
 - 4 MOUNTED ON A FREE STANDING, COLLAPSIBLE FRAME, MADE OF PLASTIC AND COMPATIBLE WITH SIGNS ES356/55 AND ES356/56

**OPERATIONAL NOTICE:
OVERHEAD LIVE
EQUIPMENT**



Scale
nts

Issue No. 1
Date 01/10/07

Drawing Number
ES356/57



ALL DIMENSIONS IN MILLIMETRES

DIMENSIONS: TWO HOLES, 3mm DIAMETER WITH CENTRES 6mm FROM EACH EDGE.
LETTERING AND SPACING TO BE PROPORTIONED FROM DRAWING.

MATERIALS: BONDED LAMINATE WITH PLASTIC CORE (ELECTRICITY NORTH WEST ES 356, TYPE B)
OR
SCREEN PRINTED 3mm PLASTIC (ELECTRICITY NORTH WEST ES 356, TYPE K).

DETAILS:

- 1 WHITE TEXT ON RED (BS 381C, No 537G) BACKGROUND.
- 2 RED (BS 381C, No 537G) PROHIBITION CIRCLE SUPERIMPOSED ON BLACK FIGURE.
- 3 MAIN BACKGROUND WHITE.

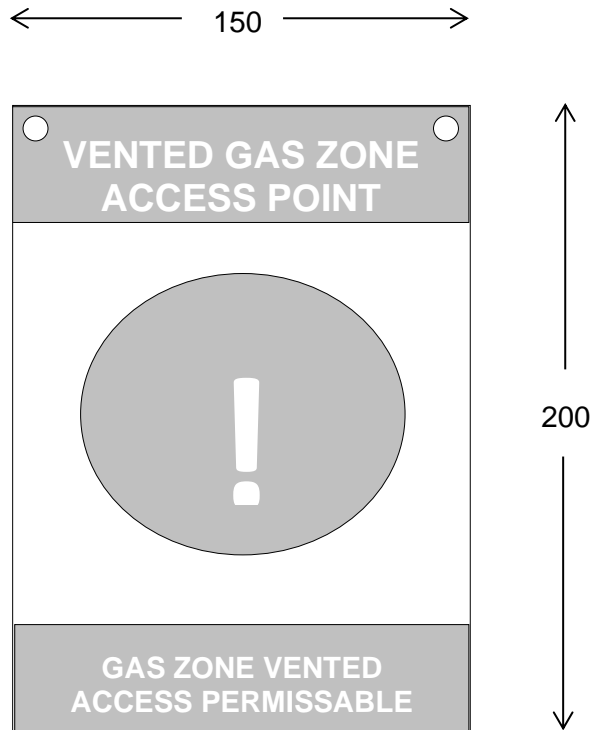
**OPERATIONAL NOTICE:
DESIGNATED GAS ZONE
ACCESS POINT**



Scale
nts

Issue No. 1
Date 01/10/07

Drawing Number
ES356/58



ALL DIMENSIONS IN MILLIMETRES

DIMENSIONS: TWO HOLES, 3mm DIAMETER WITH CENTRES 6mm FROM EACH EDGE. LETTERING AND SPACING TO BE PROPORTIONED FROM DRAWING.

MATERIALS: BONDED LAMINATE WITH PLASTIC CORE (ELECTRICITY NORTH WEST ES 356, TYPE B)
OR
SCREEN PRINTED 3mm PLASTIC (ELECTRICITY NORTH WEST ES 356, TYPE K).

DETAILS: 1 WHITE TEXT ON BLUE (BS381C No. 166G) BACKGROUND.
2 WHITE EXCLAMATION MARK INSIDE BLUE (BS381C No. 166G) CIRCLE ON WHITE BACKGROUND.

**OPERATIONAL NOTICE:
VENTED GAS ZONE
ACCESS POINT**



Scale
nts

Issue No. 1
Date 01/10/07

Drawing Number
ES356/59



ALL DIMENSIONS IN MILLIMETRES

DIMENSIONS: FOUR SCREW HOLES, 4mm DIAMETER WITH CENTRES 6mm FROM EACH EDGE. LETTERING AND SPACING TO BE PROPORTIONED FROM DRAWING.

MATERIALS: BONDED LAMINATE WITH PLASTIC CORE (ELECTRICITY NORTH WEST ES 356, TYPE B)
OR
SCREEN PRINTED 3mm PLASTIC (ELECTRICITY NORTH WEST ES 356, TYPE K).

- DETAILS:**
- 1 "NO SMOKING", PROHIBITION CIRCLE AND PERIMETER IN RED (BS381C No. 537G).
 - 2 CIGARETTE AND REMAINING TEXT IN BLACK.
 - 3 WHITE BACKGROUND.

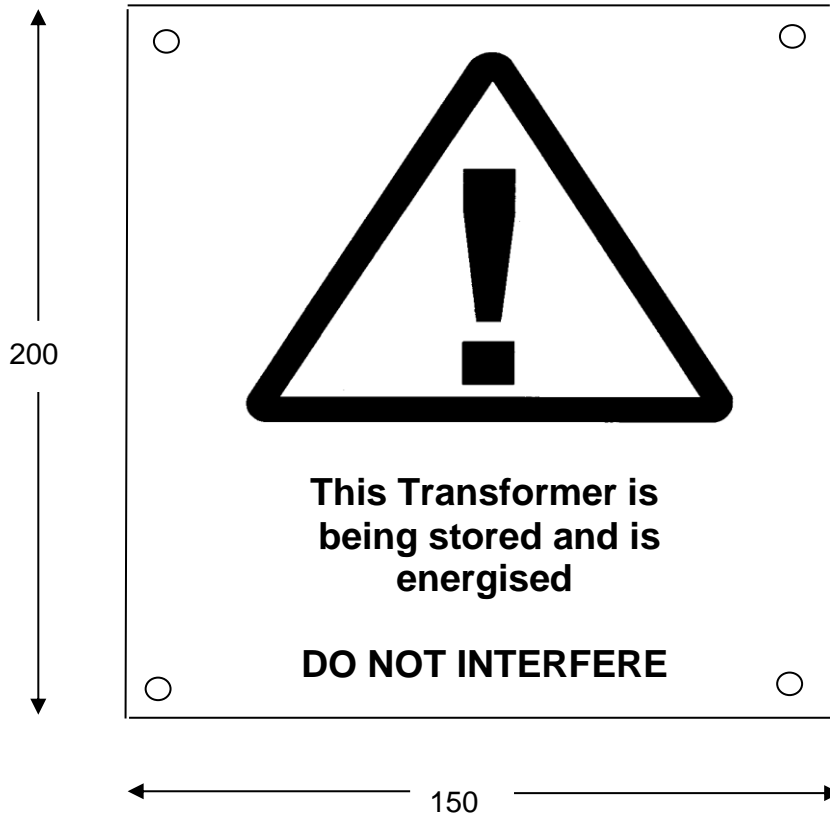
NO SMOKING NOTICE



Scale
nts

Issue No. 1
Date 01/10/07

Drawing Number
ES356/60



THIS SIGN IS ONLY APPROVED FOR USE IN ACCORDANCE WITH CP313.

ALL DIMENSIONS IN MILLIMETRES

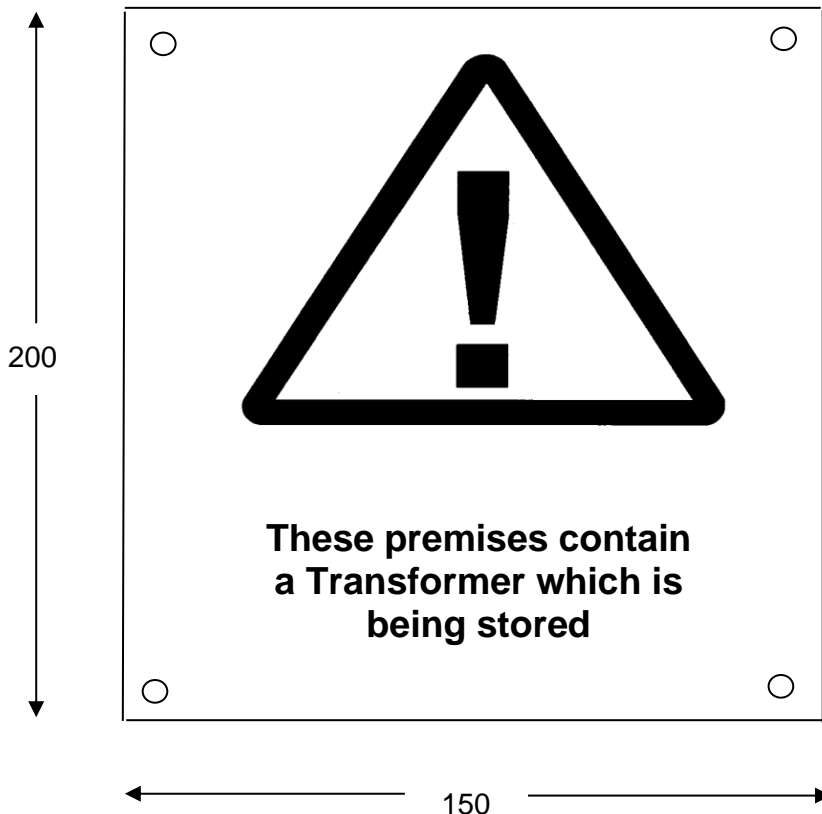
DIMENSIONS: FOUR SCREW HOLES, 6mm DIAMETER WITH CENTRES 8mm FROM EACH EDGE. LETTERING AND LINE SPACING TO BE PROPORTIONED FROM DRAWING.

MATERIALS: BONDED LAMINATE OF PLASTIC WITH ALUMINIUM CORE (ELECTRICITY NORTH WEST ES 356, TYPE A)
OR
LEGEND INSET WITH GLASS REINFORCED PLASTIC (ELECTRICITY NORTH WEST ES 356, TYPE C)
OR
EMBOSSSED ALUMINIUM (ELECTRICITY NORTH WEST ES 356, TYPE D).

DETAILS:

- 1 TEXT AND SYMBOL ON FRONT ONLY.
- 2 BACKGROUND: YELLOW (BS 381C, No 355G).
- 3 SYMBOL AND TEXT: BLACK.

**TRANSFORMER STORAGE
NOTICE FOR
TRANSFORMERS**



THIS SIGN IS only approved for use in accordance with cp313.

ALL DIMENSIONS IN MILLIMETRES

DIMENSIONS: FOUR SCREW HOLES, 6mm DIAMETER WITH CENTRES 8mm FROM EACH EDGE.
LETTERING AND LINE SPACING TO BE PROPORTIONED FROM DRAWING.

MATERIALS: BONDED LAMINATE OF PLASTIC WITH ALUMINIUM CORE (ELECTRICITY NORTH WEST ES 356, TYPE A)
OR
LEGEND INSET WITH GLASS REINFORCED PLASTIC (ELECTRICITY NORTH WEST ES 356, TYPE C)
OR
EMBOSSSED ALUMINIUM (ELECTRICITY NORTH WEST ES 356, TYPE D).

DETAILS:

1	TEXT AND SYMBOL ON FRONT ONLY.
2	BACKGROUND: YELLOW (BS 381C, No 355G).
3	SYMBOL AND TEXT: BLACK.

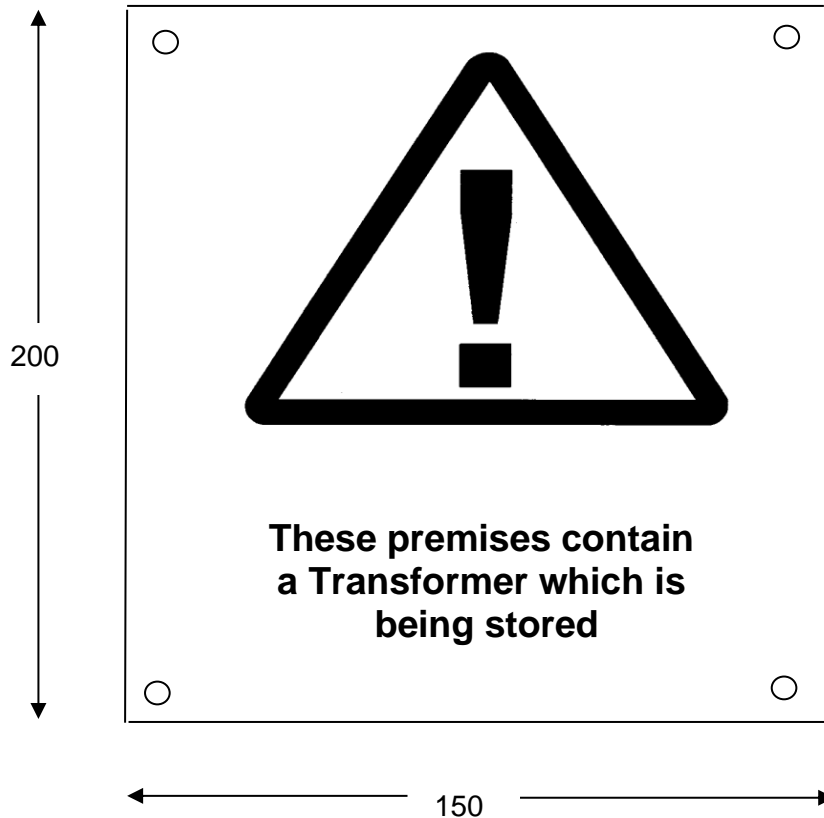
**TRANSFORMER STORAGE
NOTICE FOR
SUBSTATIONS AND**



Scale
nts

Issue No. 1
Date 13/04/11

Drawing Number
ES356/62



THIS SIGN IS only approved for use in accordance with cp313.

ALL DIMENSIONS IN MILLIMETRES

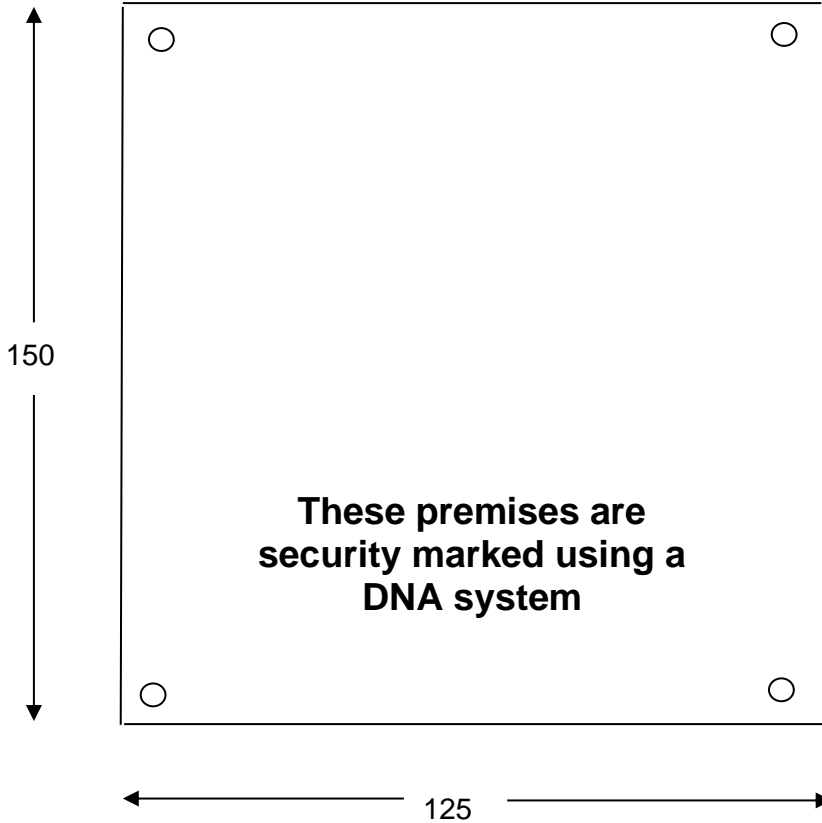
DIMENSIONS: FOUR SCREW HOLES, 6mm DIAMETER WITH CENTRES 8mm FROM EACH EDGE. LETTERING AND LINE SPACING TO BE PROPORTIONED FROM DRAWING.

MATERIALS: BONDED LAMINATE OF PLASTIC WITH ALUMINIUM CORE (ELECTRICITY NORTH WEST ES 356, TYPE A)
OR
LEGEND INSET WITH GLASS REINFORCED PLASTIC (ELECTRICITY NORTH WEST ES 356, TYPE C)
OR
EMBOSSSED ALUMINIUM (ELECTRICITY NORTH WEST ES 356, TYPE D).

DETAILS:

- 1 TEXT AND SYMBOL ON FRONT ONLY.
- 2 BACKGROUND: YELLOW (BS 381C, No 355G).
- 3 SYMBOL AND TEXT: BLACK.

**TRANSFORMER STORAGE
NOTICE FOR LV SUPPLIES
BOARDS**



ALL DIMENSIONS IN MILLIMETRES

DIMENSIONS: FOUR SCREW HOLES, 6mm DIAMETER WITH CENTRES 8mm FROM EACH EDGE. LETTERING AND LINE SPACING TO BE PROPORTIONED FROM DRAWING.

MATERIALS: BONDED LAMINATE OF PLASTIC WITH ALUMINIUM CORE (ELECTRICITY NORTH WEST ES 356, TYPE A)
OR
LEGEND INSET WITH GLASS REINFORCED PLASTIC (ELECTRICITY NORTH WEST ES 356, TYPE C)
OR
EMBOSSSED ALUMINIUM (ELECTRICITY NORTH WEST ES 356, TYPE D).

DETAILS:

- 1 TEXT AND SYMBOL ON FRONT ONLY.
- 2 BACKGROUND: WHITE.
- 3 SYMBOL AND TEXT: BLACK.

**DNA SYSTEM NOTICE FOR
SUBSTATIONS**

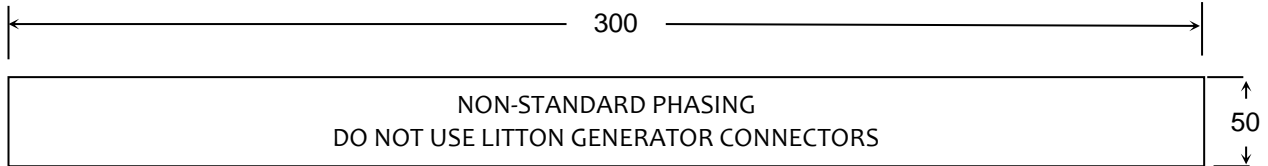


Scale
nts

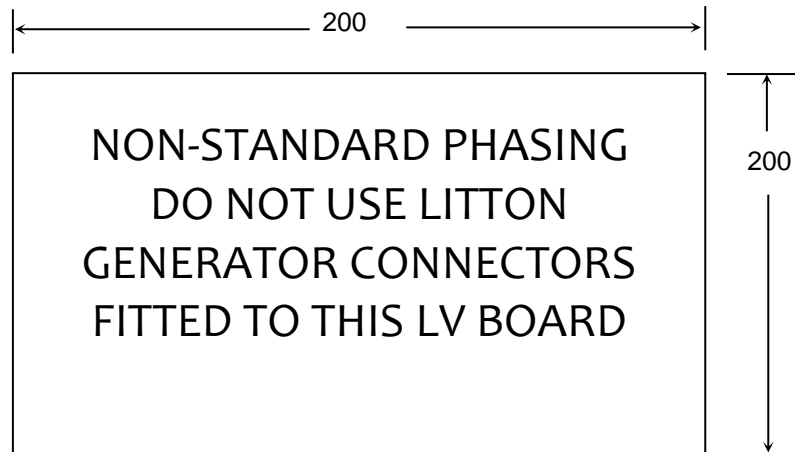
Issue No. 1
Date 13/04/11

Drawing Number
ES356/64

- Label for over Litton Generator Connectors.



- Label for LV Cabinet Door.



ALL DIMENSIONS IN MILLIMETRES

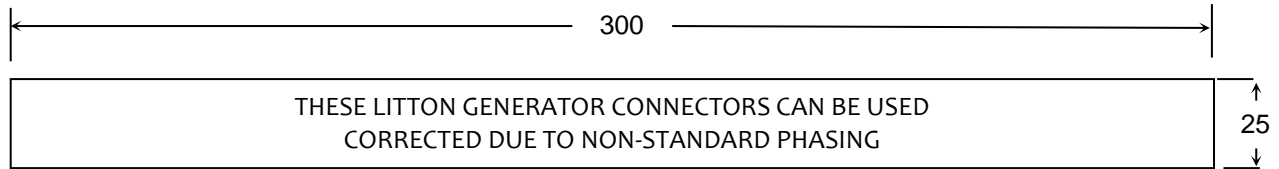
MATERIALS: SELF-ADHESIVE LABEL (ELECTRICITY NORTH WEST ES 356, TYPE E).

DETAILS:

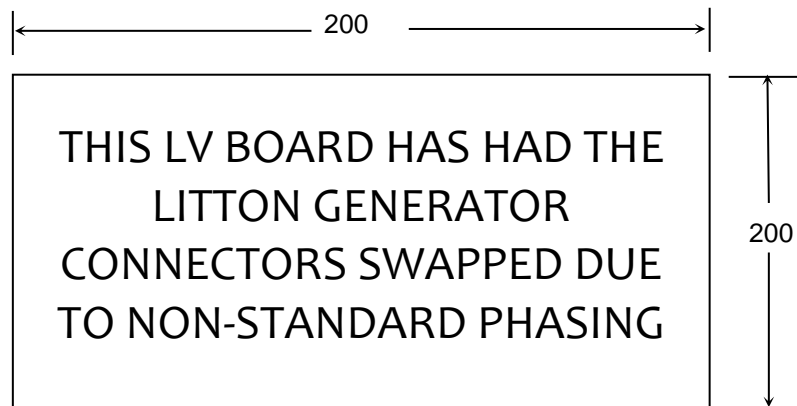
1	TEXT ON FRONT ONLY.
2	BACKGROUND: WHITE.
3	TEXT: BLACK

**LV BOARD LITTON GENERATOR
CONNECTORS WARNING LABELS
– DO NOT USE.**

- Label for near to the Litton Generator Connectors.



- Label for LV Cabinet Door.



ALL DIMENSIONS IN MILLIMETRES

MATERIALS: SELF-ADHESIVE LABEL (ELECTRICITY NORTH WEST ES 356, TYPE E).

DETAILS:

1	TEXT ON FRONT ONLY.
2	BACKGROUND: WHITE.
3	TEXT: BLACK.

**LV BOARD LITTON
GENERATOR CONNECTORS
CORRECTION LABELS**

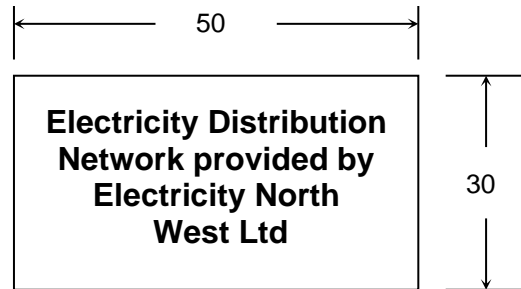


Scale
nts

Issue No. 1
Date 13/04/11

Drawing Number
ES356/66

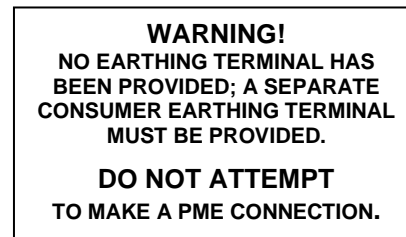
- (a) Network provider
BLACK lettering on WHITE background.



- (b) PME terminal available
RED lettering on WHITE background.



- (c) No earthing terminal provided
WHITE lettering on RED background.



ALL DIMENSIONS are approximate and IN MILLIMETRES

MATERIALS: SELF-ADHESIVE LABEL (ELECTRICITY NORTH WEST ES356, TYPE E).
To be water and UV resistant and remain legible for minimum period of 20 years.
Supply in rolls of 100 labels.

DETAILS:

1	TEXT ON FRONT ONLY.
2	BACKGROUND: Colour as specified above.
3	TEXT: Colour and layout as specified above.

**SERVICE TERMINAL
EQUIPMENT LABELS:
CUT-OUTS**

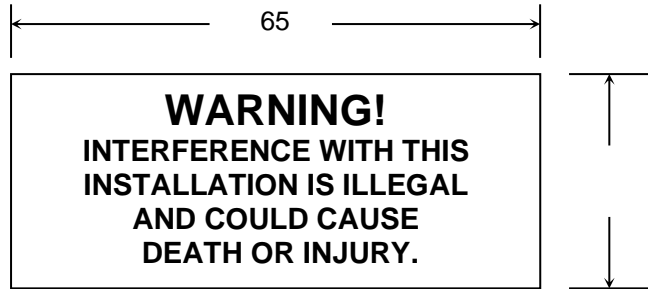


Scale
nts

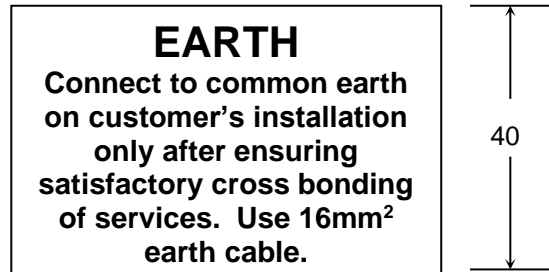
Issue No. 1
Date 26/07/12

Drawing Number
ES356/67

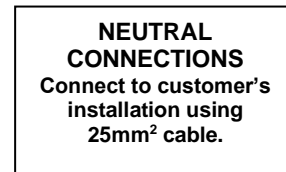
- (a) METER SECURITY BLOCK
RED lettering on a WHITE background.



- (b) EARTH TERMINAL (where provided)
BLACK lettering on a SILVER background.



- (c) NEUTRAL BLOCK (where installed)
BLACK lettering on a SILVER background.



ALL DIMENSIONS are approximate and IN MILLIMETRES

MATERIALS: SELF-ADHESIVE LABEL (ELECTRICITY NORTH WEST ES356, TYPE E).
To be water and UV resistant and remain legible for minimum period of 20 years.
Supply in rolls of 100 labels.

- DETAILS:**
- 1 TEXT ON FRONT ONLY.
 - 2 BACKGROUND: Colour as specified above.
 - 3 TEXT: Colour and layout as specified above.

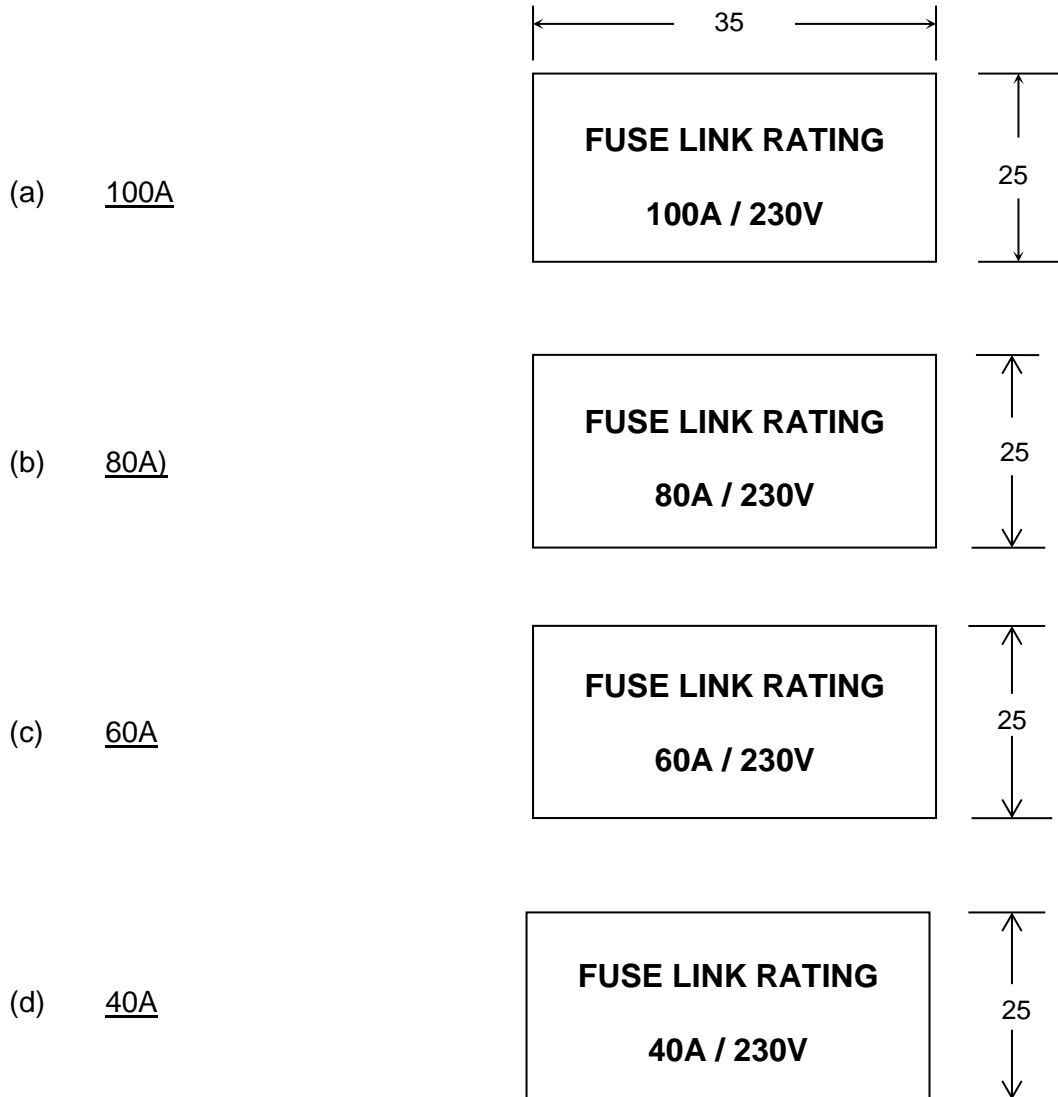
**SERVICE TERMINAL
EQUIPMENT LABELS:
SECURITY, EARTH AND
NEUTRAL**



Scale
nts

Issue No. 1
Date 26/07/12

Drawing Number
ES356/68



ALL DIMENSIONS are approximate and IN MILLIMETRES

MATERIALS: SELF-ADHESIVE LABEL (ELECTRICITY NORTH WEST ES356, TYPE E).
To be water and UV resistant and remain legible for minimum period of 20 years.
Supply in rolls of 100 labels.

DETAILS:

- 1 TEXT ON FRONT ONLY.
- 2 BACKGROUND: BLACK.
- 3 TEXT: WHITE.

**SERVICE TERMINAL
EQUIPMENT LABELS:
FUSE LINK CARRIER**



Scale
nts

Issue No. 1
Date 25/06/14

Drawing Number
ES356/69

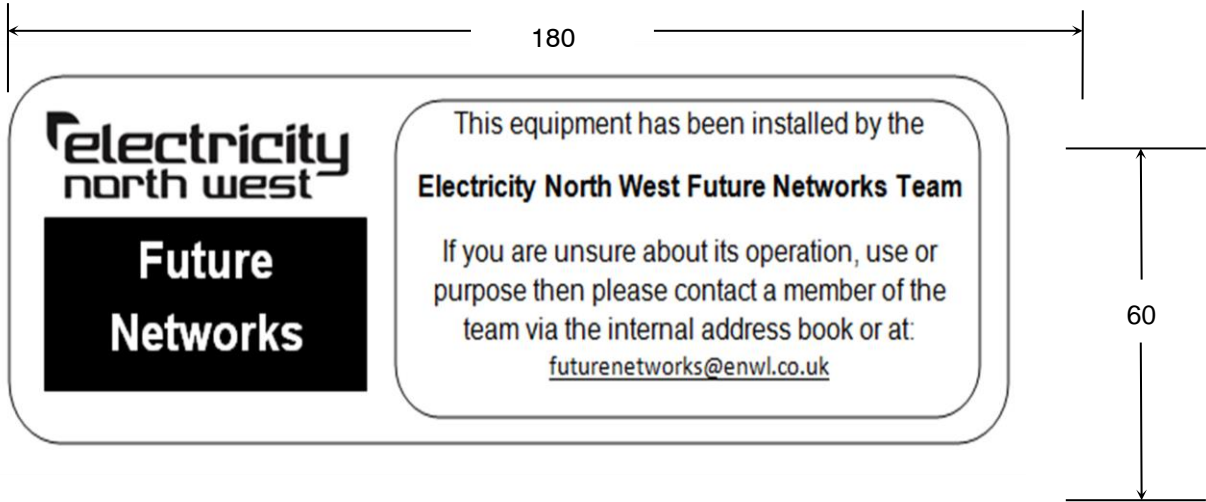


DIMENSIONS: A4 (297mm x 210mm), FOUR SCREW HOLES, 6mm DIAMETER WITH CENTRES 8mm FROM EACH EDGE.
SYMBOLS, LETTERING AND LINE SPACING TO BE PROPORTIONED FROM DRAWING.

MATERIALS: BONDED LAMINATE OF PLASTIC WITH ALUMINIUM CORE (ELECTRICITY NORTH WEST ES 356, TYPE A)
OR
BONDED LAMINATE WITH PLASTIC CORE (ELECTRICITY NORTH WEST ES 356, TYPE B)
OR
SCREEN PRINTED 3mm PLASTIC (ELECTRICITY NORTH WEST ES 356, TYPE K).

DETAILS:

- 1 TEXT AND SYMBOLS ON FRONT ONLY.
- 2 BACKGROUND: WHITE.
- 3 SYMBOLS AND TEXT: YELLOW (BS 381C, No 355G), RED (BS381C No. 537G), BLACK AND WHITE AS SHOWN.
- 4 THIS NOTICE SHALL COMPLY WITH THE REQUIREMENTS OF: BS ISO 3864-1 AND THE H&S (SAFETY SIGNS AND SIGNALS) REGULATIONS.



ALL DIMENSIONS IN MILLIMETRES

MATERIALS: SELF-ADHESIVE LABEL (ELECTRICITY NORTH WEST ES 356, TYPE E).OR SCREEN PRINTED 3mm PLASTIC (ELECTRICITY NORTH WEST ES356, TYPE K) OR LEGEND INSET WITH GLASS REINFORCED PLASTIC (ELECTRICITY NORTH WEST ES 356, TYPE C).

- DETAILS:**
- 1 TEXT ON FRONT ONLY.
 - 2 BACKGROUND: WHITE
 - 3 ELECTRICITY NORTH WEST LOGO: BLACK
 - 3 SYMBOL: BLACK

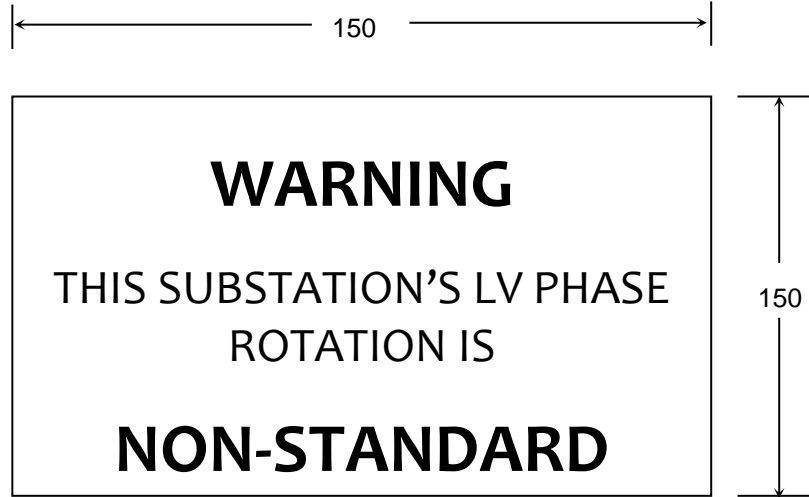
**FUTURE NETWORKS
EQUIPMENT INFORMATION
LABEL.**



Scale
nts

Issue No. 1
Date 03/09/15

Drawing Number
ES356/71



ALL DIMENSIONS IN MILLIMETRES

MATERIALS: SELF-ADHESIVE LABEL (ELECTRICITY NORTH WEST ES 356, TYPE E).OR
SCREEN PRINTED 3mm PLASTIC (ELECTRICITY NORTH WEST ES356, TYPE K) OR
LEGEND INSET WITH GLASS REINFORCED PLASTIC (ELECTRICITY NORTH WEST
ES 356, TYPE C).

DETAILS:

1	TEXT ON FRONT ONLY.
2	BACKGROUND: WHITE.
3	TEXT: BLACK.

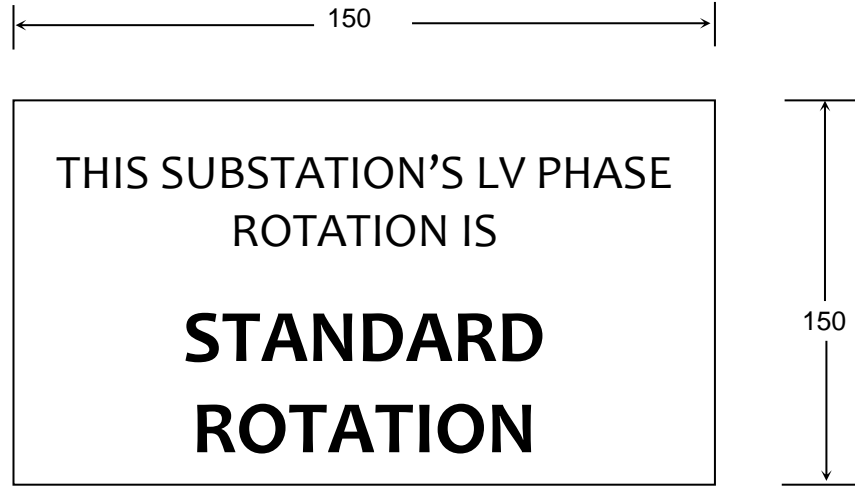


Scale
nts

**LV Non-Standard Phase
Rotation Warning Sign**

Issue No. 1
Date 03/09/15

Drawing Number
ES356/72



ALL DIMENSIONS IN MILLIMETRES

MATERIALS: SELF-ADHESIVE LABEL (ELECTRICITY NORTH WEST ES 356, TYPE E).OR
SCREEN PRINTED 3mm PLASTIC (ELECTRICITY NORTH WEST ES356, TYPE K) OR
LEGEND INSET WITH GLASS REINFORCED PLASTIC (ELECTRICITY NORTH WEST
ES 356, TYPE C).

DETAILS:

1	TEXT ON FRONT ONLY.
2	BACKGROUND: WHITE.
3	TEXT: BLACK

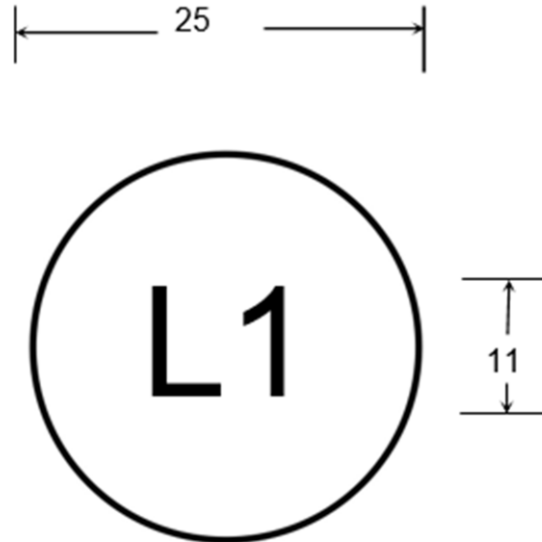


Scale
nts

**LV Standard Phase Rotation
Sign**

Issue No. 1
Date 03/09/15

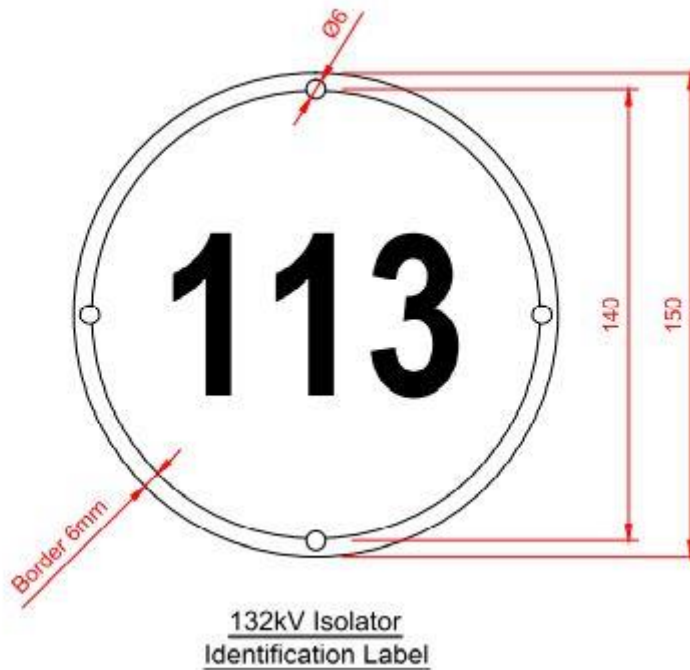
Drawing Number
ES356/73



ALL DIMENSIONS IN MILLIMETRES

MATERIALS: SELF-ADHESIVE LABEL (ELECTRICITY NORTH WEST ES 356, TYPE E).

- DETAILS:**
- 1 TEXT ON FRONT ONLY.
 - 2 BACKGROUND: WHITE
 - 3 TEXT: BLACK.
 - 5 TO BE SUPPLIED IN ROLLS OF LIKE SYMBOLS OF L1, L2, L3 AND N



ALL DIMENSIONS IN MILLIMETRES

MATERIALS: STOVE ENAMELLED ALUMINIUM WITH SILK-SCREENED GRAPHICS (ELECTRICITY NORTH WEST ES 356, TYPE L) OR EMBOSSSED ALUMINIUM (ELECTRICITY NORTH WEST ES356, TYPE D) OR SCREEN PRINTED 4mm PLASTIC (ELECTRICITY NORTH WEST ES356, TYPE K) OR LEGEND INSET WITH GLASS REINFORCED PLASTIC (ELECTRICITY NORTH WEST ES 356, TYPE C).

- DETAILS:**
- 1 TEXT ON FRONT ONLY.
 - 2 BACKGROUND: WHITE (BS 381C), BLUE (BS381C No166) , RED (BS 381C No358) OR YELLOW (BS381C No355).
 - 3 TEXT AND BORDER:
 - BLACK (BS 381C) ON WHITE (BS 381C) OR YELLOW (BS 381C No355) BACKGROUND COLOURS.
 - WHITE (BS 381C) ON RED (BS 381C No358) OR BLUE(BS381C No166) BACKGROUND COLOURS.
 - 4 REVERSE: BLACK.
 5. CONTROL CABINET SIGNS TO BE BLACK TEXT ON WHITE BACKGROUND.

ALL TEXT AND BACKGROUND COLOURS WILL BE CONFIRMED PER ORDER REQUIREMENTS



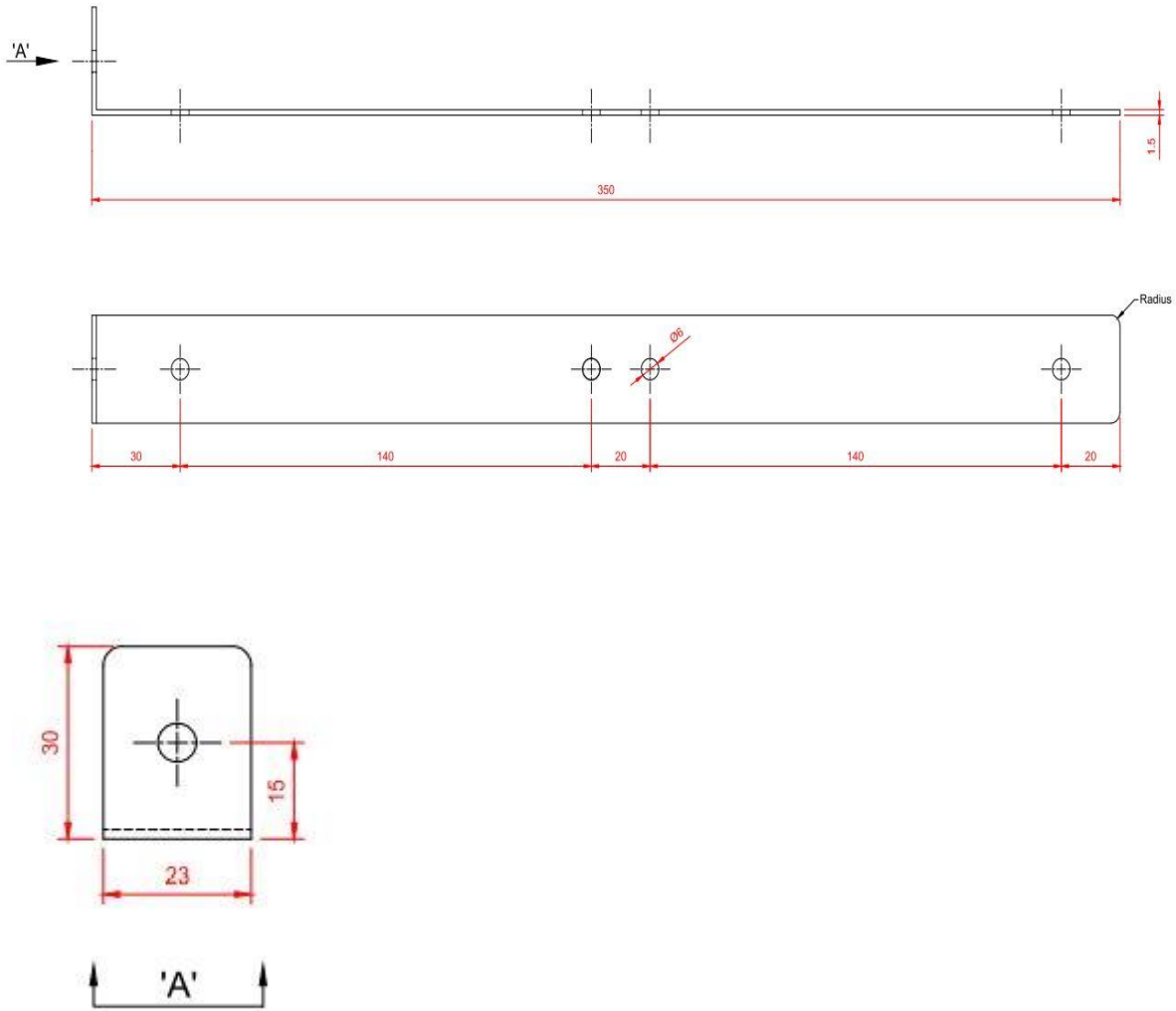
**132kV ISOLATOR
IDENTIFICATION SIGN**

Scale
nts

Issue No. 1
Date 03/09/15

Drawing Number
ES356/75

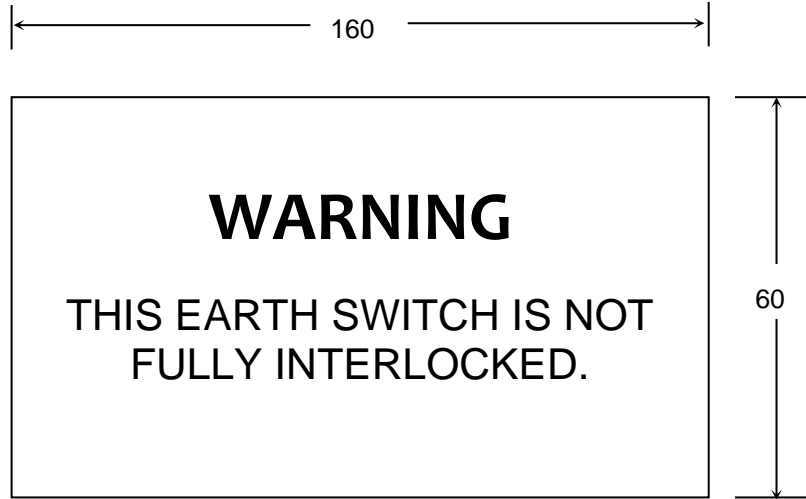
MATERIAL: Stainless Steel
304 Grade



ALL DIMENSIONS IN MILLIMETRES

MATERIALS: GRADE 304 STAINLESS STEEL

DETAILS: 1 TO BE MANUFACTURED AS PER THE DRAWING.



ALL DIMENSIONS IN MILLIMETRES

MATERIALS: STOVE ENAMELLED ALUMINIUM WITH SILK-SCREENED GRAPHICS (ELECTRICITY NORTH WEST ES 356, TYPE L).OR SCREEN PRINTED 3mm PLASTIC (ELECTRICITY NORTH WEST ES356, TYPE K) OR LEGEND INSET WITH GLASS REINFORCED PLASTIC (ELECTRICITY NORTH WEST ES 356, TYPE C).

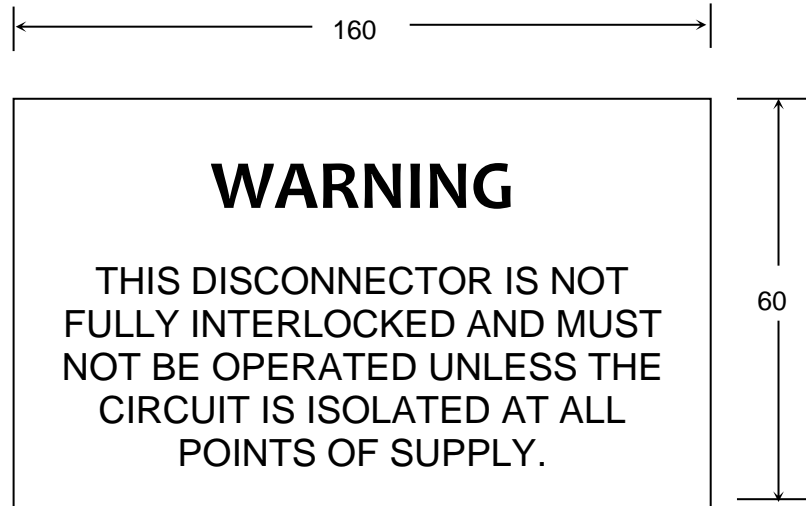
- DETAILS:**
- 1 TEXT ON FRONT ONLY AND SHALL BE SIZED TO FIT THE SIGN.
 - 2 BACKGROUND: RED (BS381C, No 537G).
 - 3 TEXT: WHITE (BS 381C).

Scale
nts

**Line Side Earthing Switch
Warning Sign**

Issue No. 1
Date 03/09/15

Drawing Number
ES356/77



ALL DIMENSIONS IN MILLIMETRES

MATERIALS: STOVE ENAMELLED ALUMINIUM WITH SILK-SCREENED GRAPHICS (ELECTRICITY NORTH WEST ES 356, TYPE L).OR SCREEN PRINTED 3mm PLASTIC (ELECTRICITY NORTH WEST ES356, TYPE K) OR LEGEND INSET WITH GLASS REINFORCED PLASTIC (ELECTRICITY NORTH WEST ES 356, TYPE C).

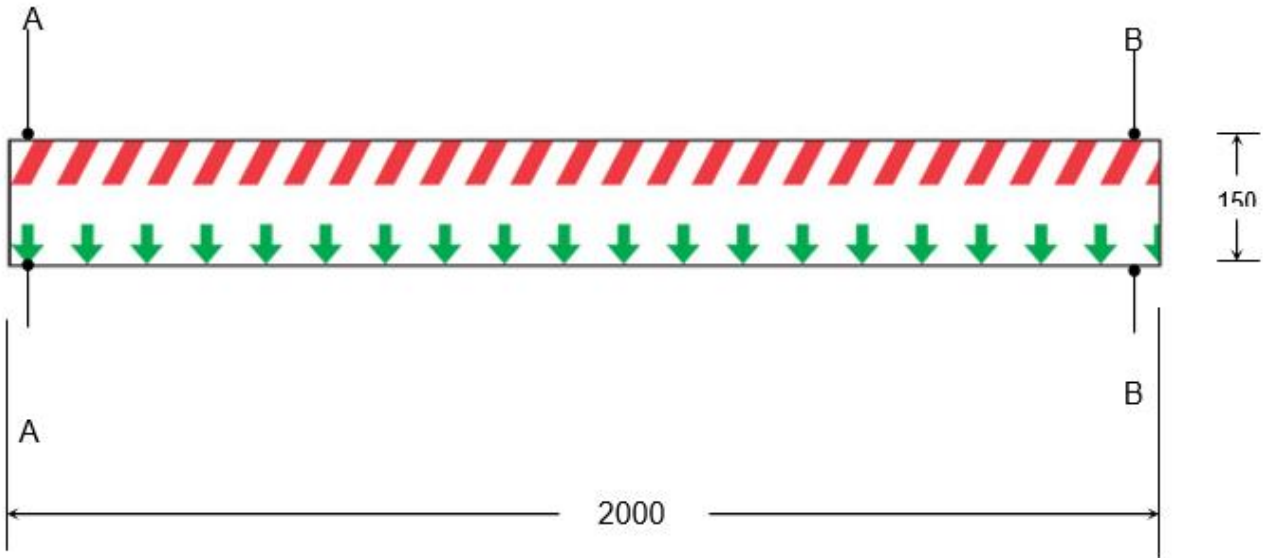
- DETAILS:**
- 1 TEXT ON FRONT ONLY AND SHALL BE SIZED TO FIT THE SIGN.
 - 2 BACKGROUND: RED (BS381C, No 537G).
 - 3 TEXT: WHITE (BS 381C).

Scale
nts

Line Disconnecter Warning Sign

Issue No. 1
Date 03/09/15

Drawing Number
ES356/78



ALL DIMENSIONS IN MILLIMETRES

- DIMENSIONS:** A & B: VELCRO STRIPS = 15mm WIDE (STRIPS A & B ARE ON OPPOSITE SIDES OF THE PVC POLE-WRAP).
- MATERIALS:** TWO LAYERS OF FLEXIBLE REINFORCED PVC WITH VELCRO FASTENERS (ELECTRICITY NORTH WEST ES 356, TYPE J). PRINTING IN PVC INK.
- DETAILS:**
- 1 IDENTICAL DETAIL ON BOTH SIDES.
 - 2 BACKGROUND: WHITE.
 - 3 TEXT RED STRIPES (BS381C, No 537G) GREEN ARROWS (BS 381C, No 228G)

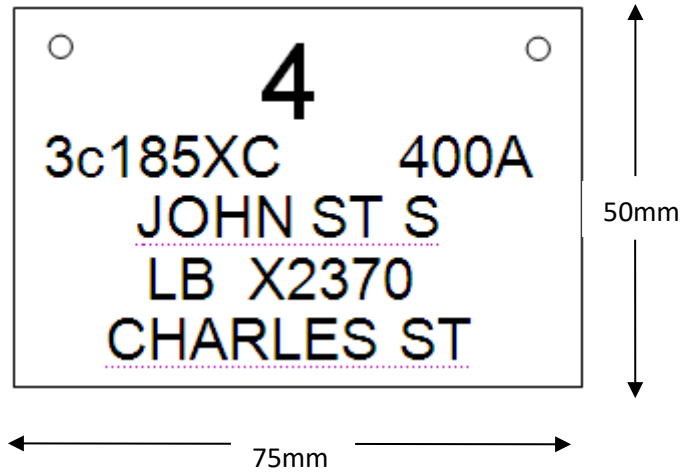


Scale
nts

**OPERATIONAL NOTICE
(WRAP): SF₆ Gas Zone
Barrier (BS209)**

Issue No. 1
Date 17/12/02

Drawing Number
ES356/79



ALL DIMENSIONS IN MILLIMETRES

MATERIALS: TRAFFOLYTE (ELECTRICITY NORTH WEST ES 356, TYPE G).

- DETAILS:**
- 1 TEXT ON FRONT ONLY.
 - 2 BACKGROUND: WHITE.
 - 3 BORDER: BLACK.
 - 4 TEXT: BLACK.

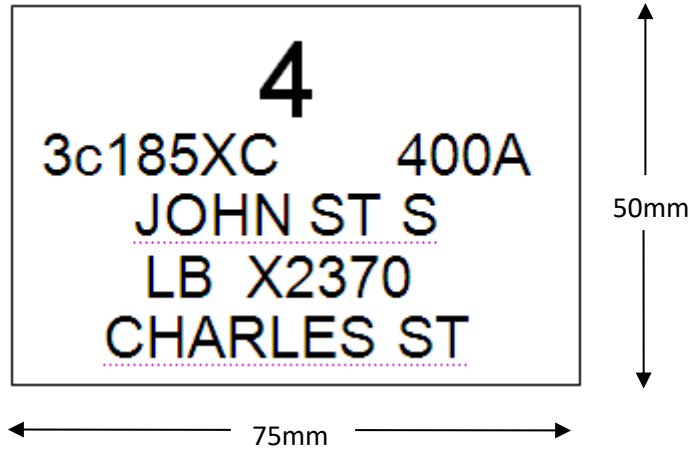


Scale
nts

ABB LV LABEL (WITH HOLES)

Issue No. 1
Date

Drawing Number
ES356/80



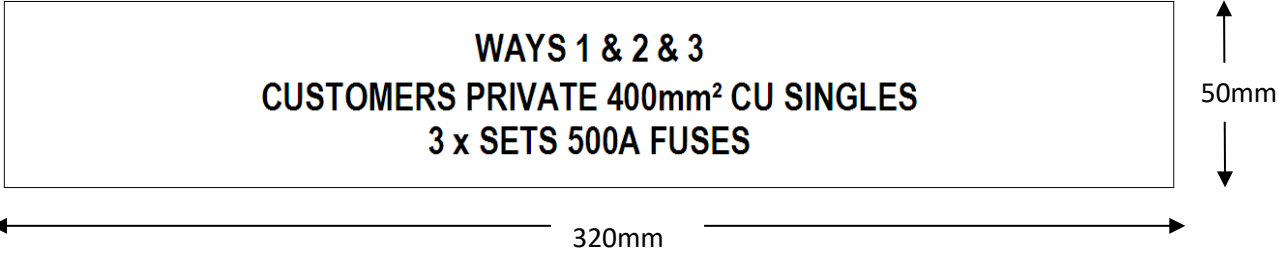
ALL DIMENSIONS IN MILLIMETRES

MATERIALS: TRAFFOLYTE (ELECTRICITY NORTH WEST ES 356, TYPE G).

- DETAILS:**
- 1 TEXT ON FRONT ONLY.
 - 2 BACKGROUND: WHITE.
 - 3 BORDER: BLACK.
 - 4 TEXT: BLACK.



Scale	SCHEIDER	Issue No. 1	Issue No. 1	Drawing Number
nts	Date	Drawing Number	Date	ES356/81
		ES356/82		



ALL DIMENSIONS IN MILLIMETRES

MATERIALS: TRAFFOLYTE (ELECTRICITY NORTH WEST ES 356, TYPE G).

- DETAILS:**
- 1 TEXT ON FRONT ONLY.
 - 2 BACKGROUND: WHITE.
 - 3 BORDER: BLACK.
 - 4 TEXT: BLACK.



Scale
nts

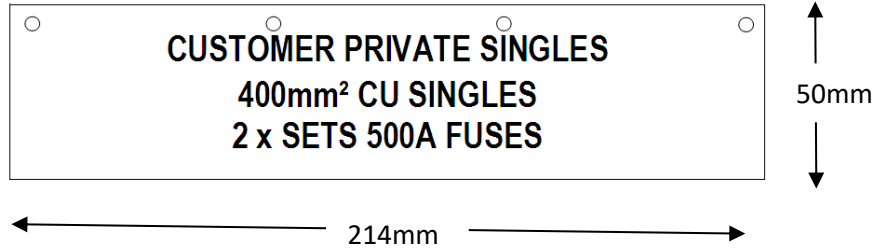
**LV GANGED WAYS –
SCHNEIDER – 3 WAY
GANGED**

Issue No. 1

Drawing Number

Date

ES356/02



ALL DIMENSIONS IN MILLIMETRES

MATERIALS: TRAFFOLYTE (ELECTRICITY NORTH WEST ES 356, TYPE G).

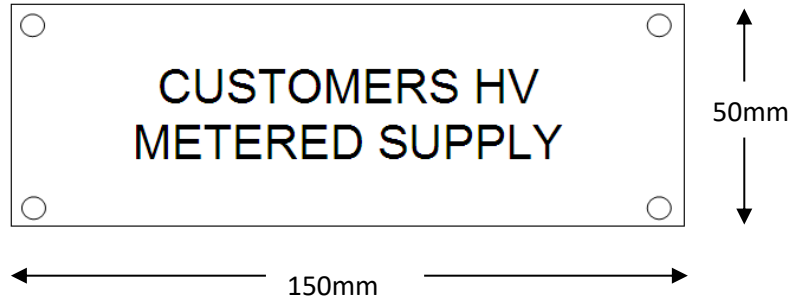
- DETAILS:**
- 1 TEXT ON FRONT ONLY.
 - 2 BACKGROUND: WHITE.
 - 3 BORDER: BLACK.
 - 4 TEXT: BLACK.



**LV GANGED WAYS – ABB –
2 OR 3 WAY GANGED**

Scale
nts

Issue No. 1	Drawing Number
Date	ES356/83



ALL DIMENSIONS IN MILLIMETRES

MATERIALS: TRAFFOLYTE (ELECTRICITY NORTH WEST ES 356, TYPE G).

- DETAILS:**
- 1 TEXT ON FRONT ONLY.
 - 2 BACKGROUND: WHITE.
 - 3 BORDER: BLACK.
 - 4 TEXT: BLACK.



**HV LABEL (HOLE CENTRES
5MM IN FROM EDGES)**


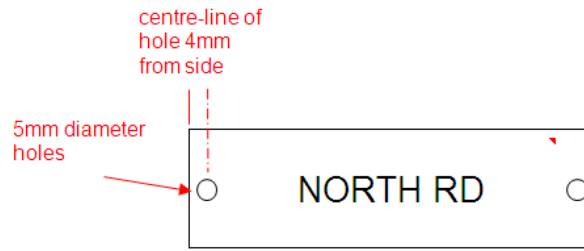
Scale
nts

Issue No. 1

Drawing Number

Date

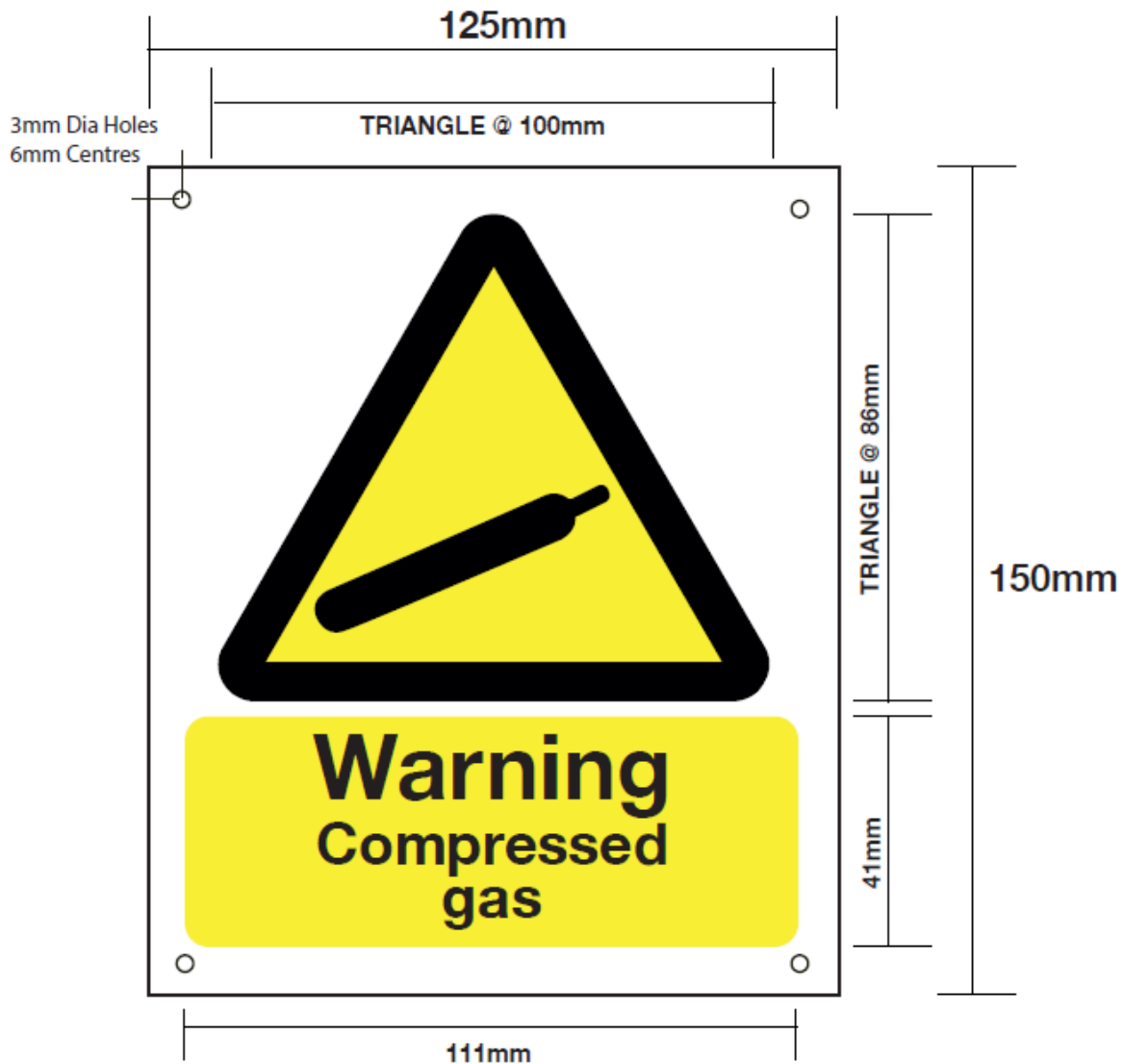
ES356/84



ALL DIMENSIONS IN MILLIMETRES

MATERIALS: TRAFFOLYTE (ELECTRICITY NORTH WEST ES 356, TYPE G).

- DETAILS:**
- 1 TEXT ON FRONT ONLY.
 - 2 BACKGROUND: WHITE.
 - 3 BORDER: BLACK.
 - 4 TEXT: BLACK.

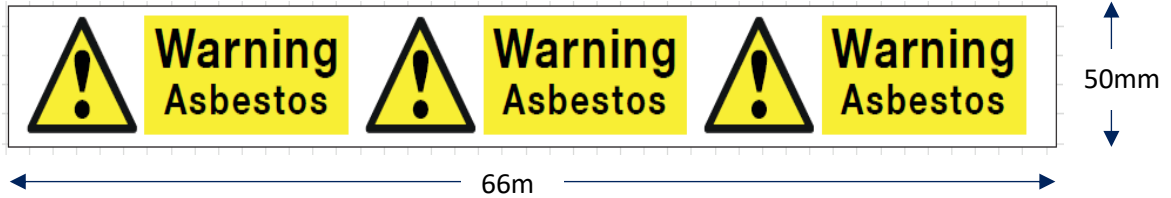


ALL DIMENSIONS IN MILLIMETRES

DIMENSIONS: FOUR SCREW HOLES = 3mm DIAMETER on 6mm CENTRES.

MATERIALS: BONDED LAMINATE OF PLASTIC WITH ALUMINIUM CORE(ELECTRICITY NORTH WEST ES 356, TYPE A) ORBONDED LAMINATE OF PLASTIC WITH PLASTIC CORE(ELECTRICITY NORTH WEST ES 356, TYPE B) ORSCREEN PRINTED 3mm PLASTIC (ELECTRICITY NORTH WEST ES356 TYPE K) OR LEGEND INSET WITH GLASS REINFORCED PLASTIC (ELECTRICITY NORTH WEST ES 356, TYPE C).

- DETAILS:**
- 1 TEXT & SYMBOL ON FRONT ONLY.
 - 2 BACKGROUND: WHITE & YELLOW (BS 381C, No 355G).
 - 3 SYMBOL: BLACK & YELLOW.
 - 4 TEXT: BLACK.



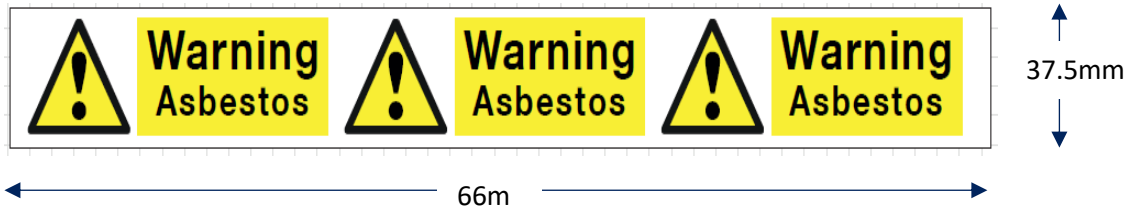
CC229932

ALL DIMENSIONS IN MILLIMETRES

DIMENSIONS: SELF ADEHISIVE TAPE 50mm WIDE x 66m LONG.

MATERIALS: TYPE E – SELF ADHESIVE LABELS

- DETAILS:**
- 1 TEXT & SYMBOL ON FRONT ONLY.
 - 2 BACKGROUND: WHITE & YELLOW (BS 381C, No 355G).
 - 3 SYMBOL: BLACK & YELLOW.
 - 4 TEXT: BLACK.



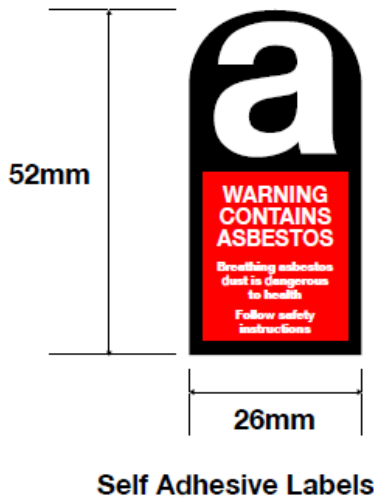
CC229931

ALL DIMENSIONS IN MILLIMETRES

DIMENSIONS: SELF ADEHISIVE TAPE 37.5mm WIDE x 66m LONG.

MATERIALS: TYPE E – SELF ADHESIVE LABELS

- DETAILS:**
- 1 TEXT & SYMBOL ON FRONT ONLY.
 - 2 BACKGROUND: WHITE & YELLOW (BS 381C, No 355G).
 - 3 SYMBOL: BLACK & YELLOW.
 - 4 TEXT: BLACK.



New commodity Code: 995349

CC995349

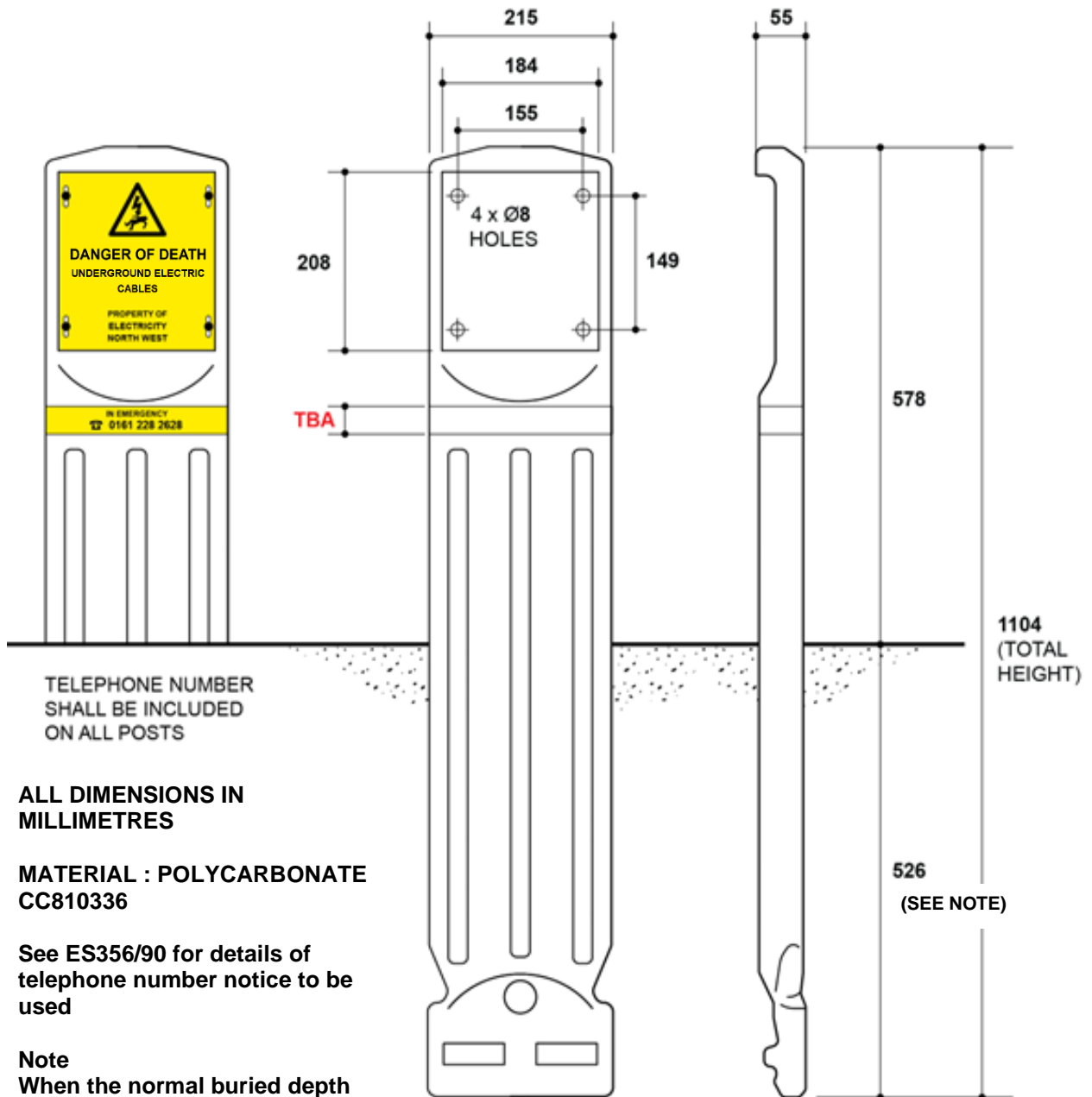
ALL DIMENSIONS IN MILLIMETRES

DIMENSIONS: SELF ADEHISIVE TAPE 52mm WIDE x 26mm HIGH.

MATERIALS: TYPE E – SELF ADHESIVE LABELS

DETAILS:

- 1 TEXT & SYMBOL ON FRONT ONLY.
- 2 BACKGROUND: BLACK
- 3 SYMBOL: WHITE.
- 4 TEXT: WHITE.



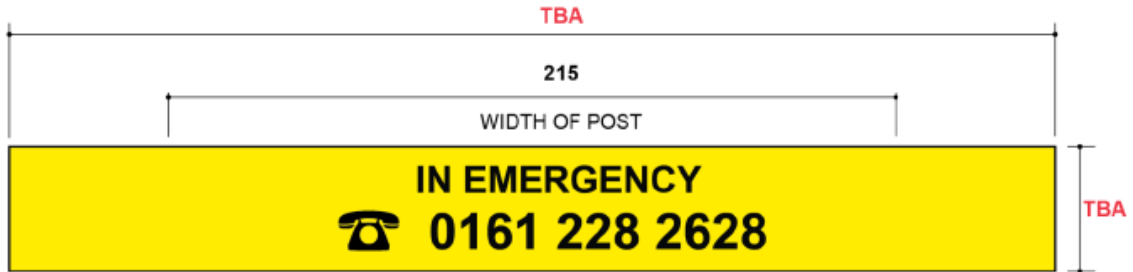
TELEPHONE NUMBER SHALL BE INCLUDED ON ALL POSTS

ALL DIMENSIONS IN MILLIMETRES

MATERIAL : POLYCARBONATE CC810336

See ES356/90 for details of telephone number notice to be used

Note
When the normal buried depth cannot be achieved, then reinforced concrete marker posts and/or marker blocks can be used.



CC 128763

MATERIALS: THE EMERGENCY TELEPHONE BAND SHALL BE FITTED TO ALL MARKER POSTS

THE BAND IS MADE FROM 0.5mm CLEAR PVC PRINTED ON THE REVERSE AND IS MOUNTED ON THE POST USING HIGH BOND DOUBLE SIDED ADHESIVE

THE HEIGHT OF THE LETTERING TO BE THE MAXIMUM POSSIBLE WITHIN CONSTRAINTS OF THE OVERALL DIMENSIONS.



Scale
nts

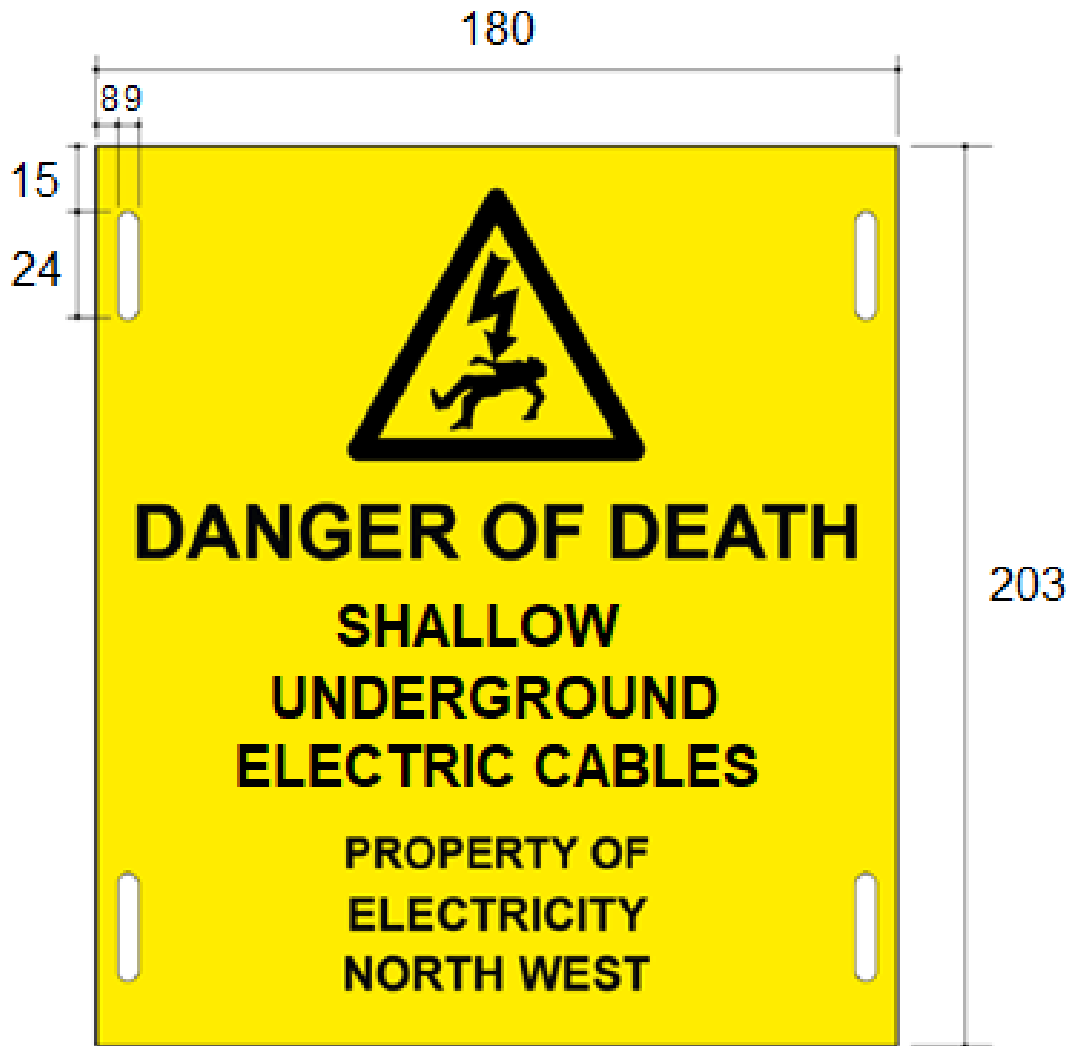
**Telephone Number Notice for
M4 Plastic Marker post**

Issue No. 1

Drawing Number

Date 18/1/24

ES356/91



ALL DIMENSIONS IN MILLIMETRES

MATERIALS: BONDED LAMINATE OF PLASTIC WITH ALUMINIUM CORE(ELECTRICITY NORTH WEST ES 356, TYPE A) OR BONDED LAMINATE OF PLASTIC WITH PLASTIC CORE(ELECTRICITY NORTH WEST ES 356, TYPE B) OR SCREEN PRINTED 3mm PLASTIC (ELECTRICITY NORTH WEST ES356 TYPE K) OR LEGEND INSET WITH GLASS REINFORCED PLASTIC (ELECTRICITY NORTH WEST ES 356, TYPE C).

- DETAILS:**
- 1 TEXT & SYMBOL ON FRONT ONLY.
 - 2 BACKGROUND: YELLOW (BS 381C, No 355G).
 - 3 SYMBOL: BLACK & YELLOW.
 - 4 TEXT: BLACK.



Shallow Underground Cables Notice for M4 marker post or standalone use

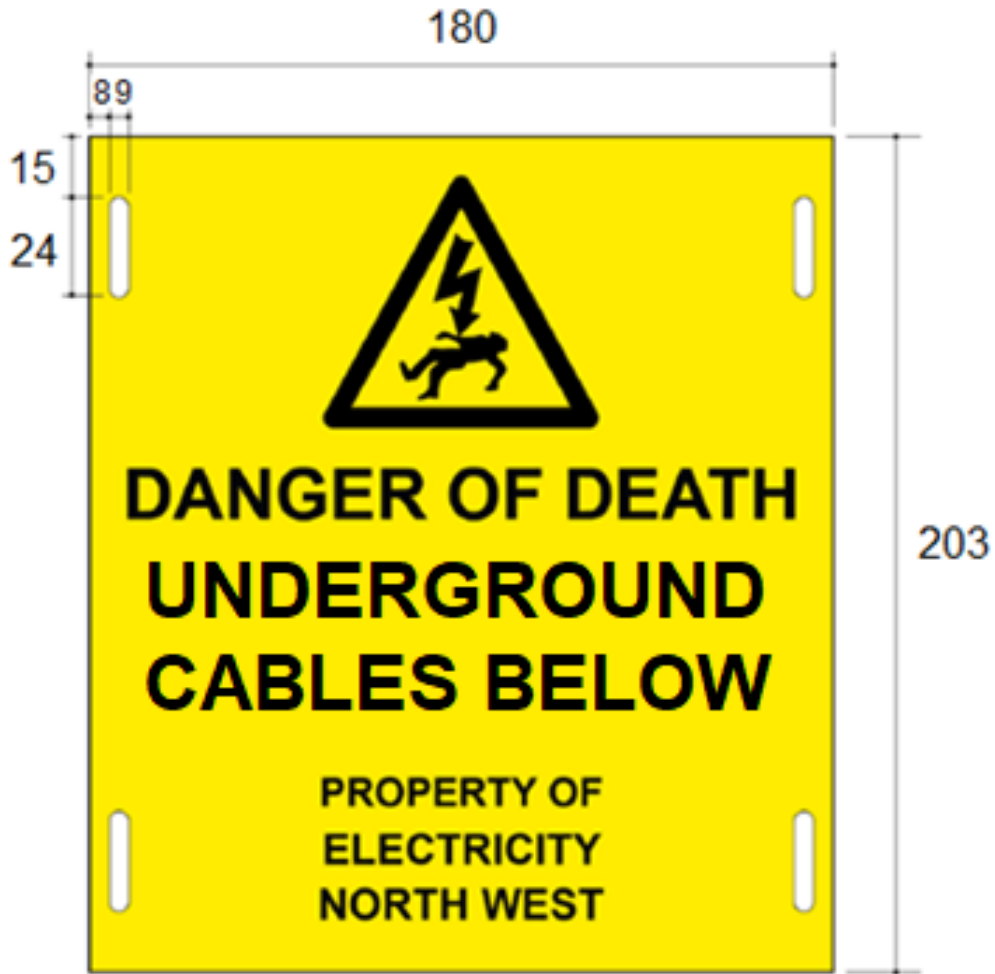
Scale
nts

Issue No. 1

Drawing Number

Date 18/1/24

ES356/92



ALL DIMENSIONS IN MILLIMETRES

MATERIALS: BONDED LAMINATE OF PLASTIC WITH ALUMINIUM CORE(ELECTRICITY NORTH WEST ES 356, TYPE A) OR BONDED LAMINATE OF PLASTIC WITH PLASTIC CORE(ELECTRICITY NORTH WEST ES 356, TYPE B) OR SCREEN PRINTED 3mm PLASTIC (ELECTRICITY NORTH WEST ES356 TYPE K) OR LEGEND INSET WITH GLASS REINFORCED PLASTIC (ELECTRICITY NORTH WEST ES 356, TYPE C).

- DETAILS:**
- 1 TEXT & SYMBOL ON FRONT ONLY.
 - 2 BACKGROUND: YELLOW (BS 381C, No 355G).
 - 3 SYMBOL: BLACK & YELLOW.
 - 4 TEXT: BLACK.



Scale
nts

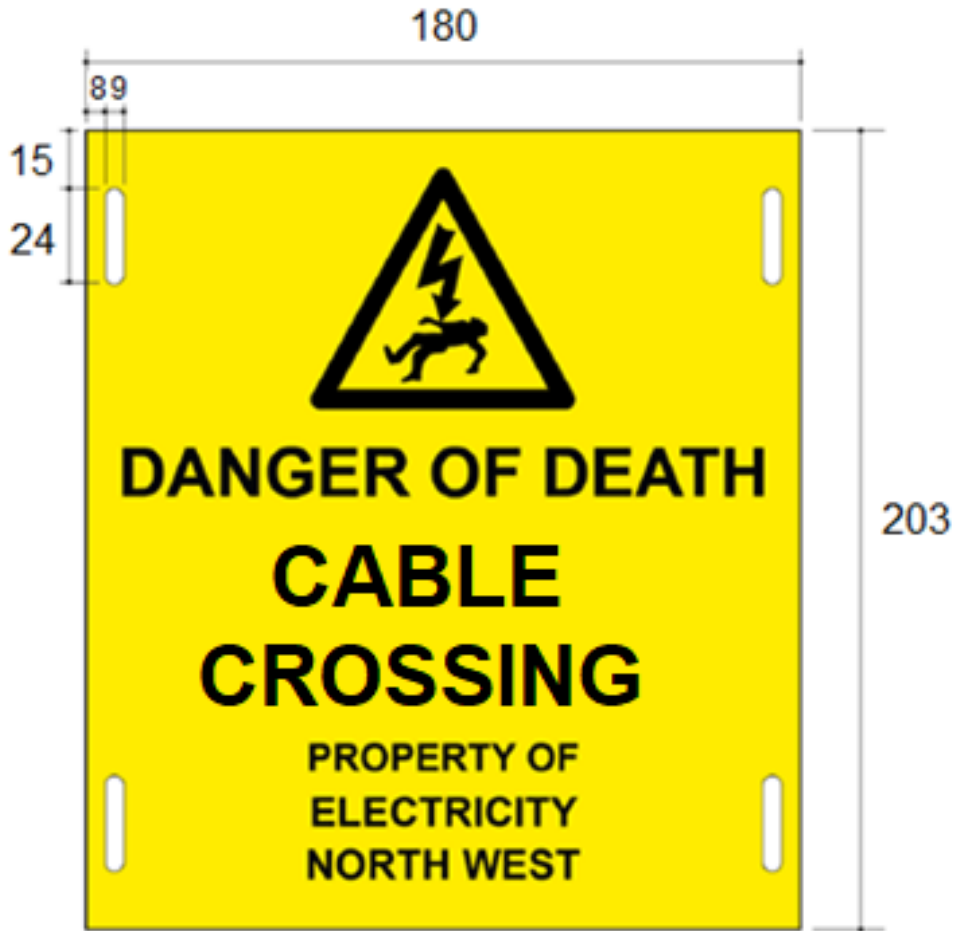
**Underground Cables
Notice for M4 marker post or
standalone use**

Issue No. 1

Drawing Number

Date 18/1/24

ES356/93



ALL DIMENSIONS IN MILLIMETRES

MATERIALS: BONDED LAMINATE OF PLASTIC WITH ALUMINIUM CORE(ELECTRICITY NORTH WEST ES 356, TYPE A) OR BONDED LAMINATE OF PLASTIC WITH PLASTIC CORE(ELECTRICITY NORTH WEST ES 356, TYPE B) OR SCREEN PRINTED 3mm PLASTIC (ELECTRICITY NORTH WEST ES356 TYPE K) OR LEGEND INSET WITH GLASS REINFORCED PLASTIC (ELECTRICITY NORTH WEST ES 356, TYPE C).

- DETAILS:**
- 1 TEXT & SYMBOL ON FRONT ONLY.
 - 2 BACKGROUND: YELLOW (BS 381C, No 355G).
 - 3 SYMBOL: BLACK & YELLOW.
 - 4 TEXT: BLACK.

Appendix B – Conformance Declaration

SECTION-BY-SECTION CONFORMANCE WITH SPECIFICATION

The Tenderer shall declare conformance or otherwise for each product/service or range of products/services, section-by-section, using the following Conformance Declaration Codes.

Conformance Declaration Codes:

N/A =	Clause is not applicable/appropriate to the product/service.
C1 =	The product/service conforms fully with the requirements of this clause.
C2 =	The product/service conforms partially with the requirements of this clause.
C3 =	The product/service does not conform to the requirements of this clause.
C4 =	The product/service does not currently conform to the requirements of this clause, but the manufacturer proposes to modify and test the product in order to conform.

Manufacturer:

Product/Service Description:

Product/Service Reference:

Name:

Company:

Signature;

Date:

SECTION-BY-SECTION CONFORMANCE

Section	Section Topic	Conformance Declaration Code	Remarks * (must be completed if code is not C1)
4	Compliance with Standards		
5.1	Product not to be Changed		
5.2	Electricity North West Technical Approval		
5.3	Quality Assurance		
5.4	Formulation		
5.5	Identification Marking		
5.6	Minimum Life Expectancy		
5.7	Product Conformity		
6.1	Requirement for Type Tests at the Suppliers' Premises		
6.2	Requirement for Routine Tests at the Supplier's Premises		
6.3	Requirement for On Site Tests		
7.1.1	Requirements		
7.1.2	Samples		
7.2	Types of Construction		
7.2.1	Type A: Bonded Laminate of Plastic and Aluminium Core		
7.2.2	Type B: Bonded Laminate with Plastic Core		

7.2.3	Type C: Legend Insert with Glass Reinforced Plastic		
7.2.4	Type D: Embossed Aluminium		
7.2.5	Type E: Self-Adhesive Labels		
7.2.6	Type F: Plastic Coated Printed Cards		
7.2.7	Type G: Traffolyte		
7.2.8	Type H: Magnetic Notices		
7.2.9	Type J: Pole-wrap Type Notices		
7.2.10	Type K: Screen Printed Plastic Signs		
7.2.11	Type L: Stove Enamelled Aluminium with Silk-screened Graphics		
7.3	Fixings		
7.4	Miscellaneous Notices		
7.5	Packaging		
8	Schedule of Notices and Nameplates		
Appendix A	Compliance with Drawings to be Confirmed by the Tenderer		

Additional Notes: