


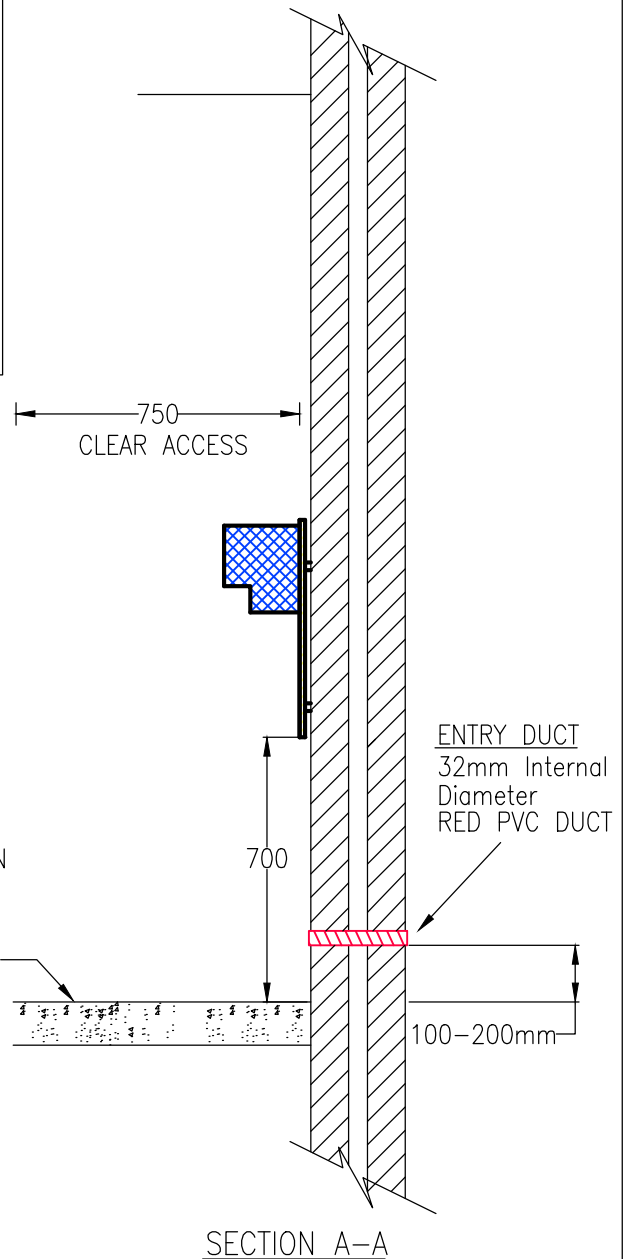
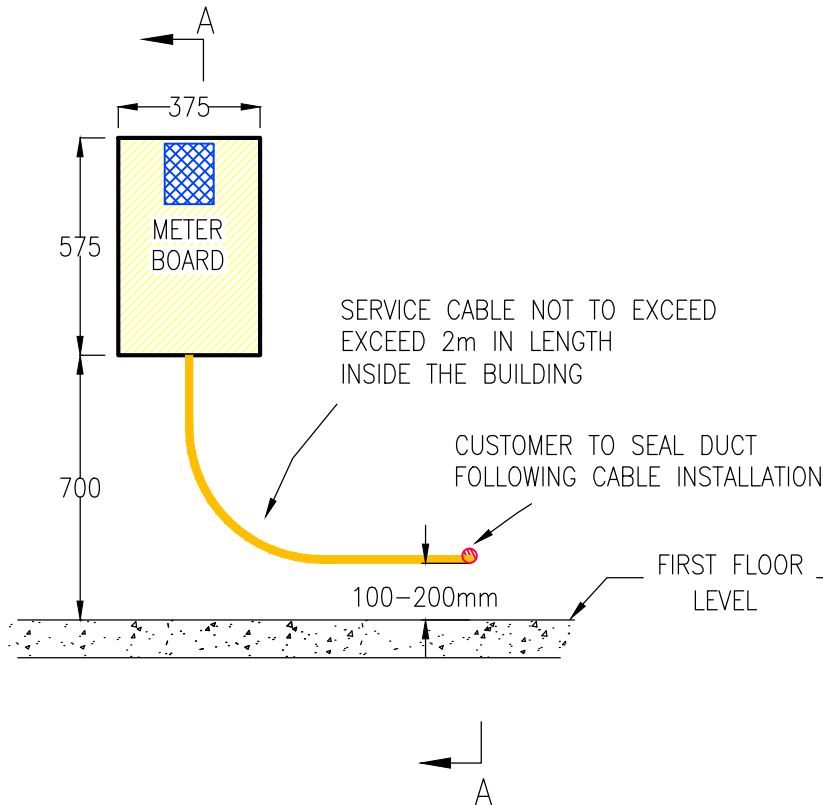
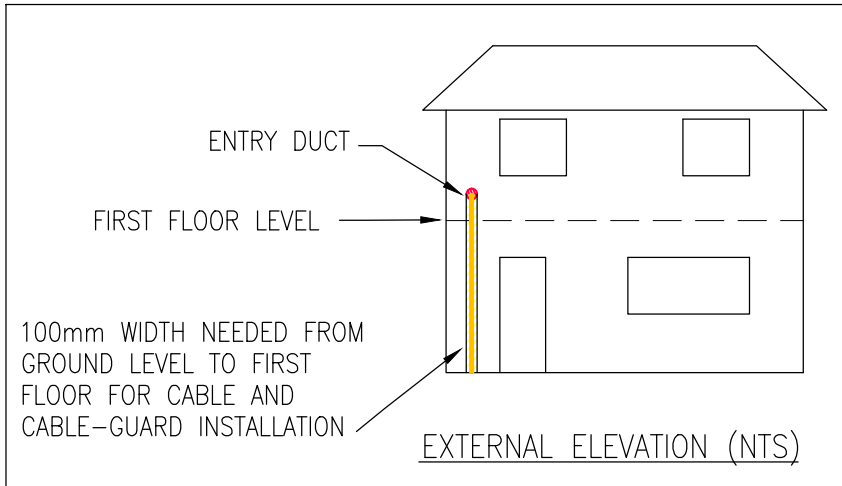


**NOTE:**  
 THE PREFERRED ARRANGEMENT FOR A SERVICE INSTALLATION IS AN OUTSIDE METER VIEWING CUPBOARD. THIS DRAWING SHOWS AN INTERNAL POSITION ON AN OUTSIDE WALL WHICH IS ACCEPTABLE UNDER CERTAIN CIRCUMSTANCES.  
 THE LENGTH OF SERVICE CABLE INSIDE ANY BUILDING SHALL NOT EXCEED 2m.  
 MINIMUM OF 750mm ACCESS MUST BE ALLOWED IN FRONT OF METER BOARD.  
 ALL DUCTING TO ES 400 D4.  
 PVC ENTRY DUCT MUST BE RED – WE CANNOT LAY CABLE IN ANY OTHER COLOUR.  
 METERS SHALL BE MOUNTED AT A HEIGHT OF NOT LESS THAN 1m AND NOT MORE THAN 1.35m ABOVE FLOOR LEVEL.

**INSTALLATION RESPONSIBILITIES**

	ELECTRICITY NORTH WEST LIMITED TO FIT INCOMING CABLE AND METER BOARD
	CUSTOMER TO FIT ENTRY DUCT
	SUPPLIER TO FIT METER



ALL DIMENSIONS MILLIMETERS



TITLE:  
 SINGLE PHASE SERVICE  
 ARRANGEMENT FOR  
 FIRST FLOOR ENTRY

Drawn: JAT

Date: 10-11-16

Scale: 1:20 @ A4

Drawing No:

ENWL-039